

Please accept my humble obeisances. All glories to Srila Prabhupada!

Mayapur was way ahead of everyone in July with 204,130 book points. There used to be a big competition between New Delhi and Mayapur. I know it's difficult for the disciples of Gopal Krsna Maharaja and many more devotees now that his vapu isn't with us but his vani is still with us. He gave us so many nice instructions about book distribution, inspiring his disciples and many others. I'm sure he'll be very pleased if his disciples continue the transcendental competition.

In the medium temple category Curitiba, Brazil had the biggest increase of 535% and did 2,586 book points.

In the small temple category Wellington, New Zealand had the biggest increase of 999% with 6,091 book points.

Among the small temples Belgrade, Serbia had the biggest increase of 999% and did 640 book points.

Your servant,  
Vijaya das  
iskconbookdistribution.com

For the latest results and to send in your scores go to WSNmobile.com.  
Now with instant results when you enter your own scores.

WORLD		WORLD		SANKIR		NEWS		LETTER		
WWW		WWW		SSS		TAN		NEWS		NEW
WWW		WWW		SSS		SSS		NEWSLE		NEW
WWW	WWW	WWW		SSSSS				NEW NEWS		NEW
WWW	WORLD	WWW				SANKIR		NEW	NEWS	NEW
WORLD	WORLD			SSS		TAN		NEW		LETTER
WWW	WWW			SAN		SSS		NEW		NEWSL
WW	WW					KIRTAN		NEWSL		ETTER

\*\*\*\*\*  
W O R L D      S A N K I R T A N      N E W S L E T T E R  
\*\*\*\*\*

July 2024

8/28/2024

For the pleasure of Srila Prabhupada this page contains the following results for the month of July 2024.

World Totals	Page 2
Monthly Congregation and Weekend Warriors	Page 2
Monthly Continents	Page 3
Monthly Arabic Temple Distribution	Page 3
Monthly Top Ten Temples by Size	Page 3

Monthly Top Ten Temples by Continent	Page 4
Monthly Top Teams and Individuals	Page 5
Monthly Arabic Individual Distributors	Page 5
Monthly All Countries	Page 6
Monthly All Temples	Page 7
Monthly All Prabhupada Diksa Disciples	Page 8
Cumulative Top Ten Countries	Page 9
Cumulative Top Ten Temples	Page 9
Cumulative Top 50 Individuals Worldwide	Page 9

All glories to your service,  
Your servant, Mayapur Sasi dasa

### 169 Worldwide Temples - Book Points for July, 2024

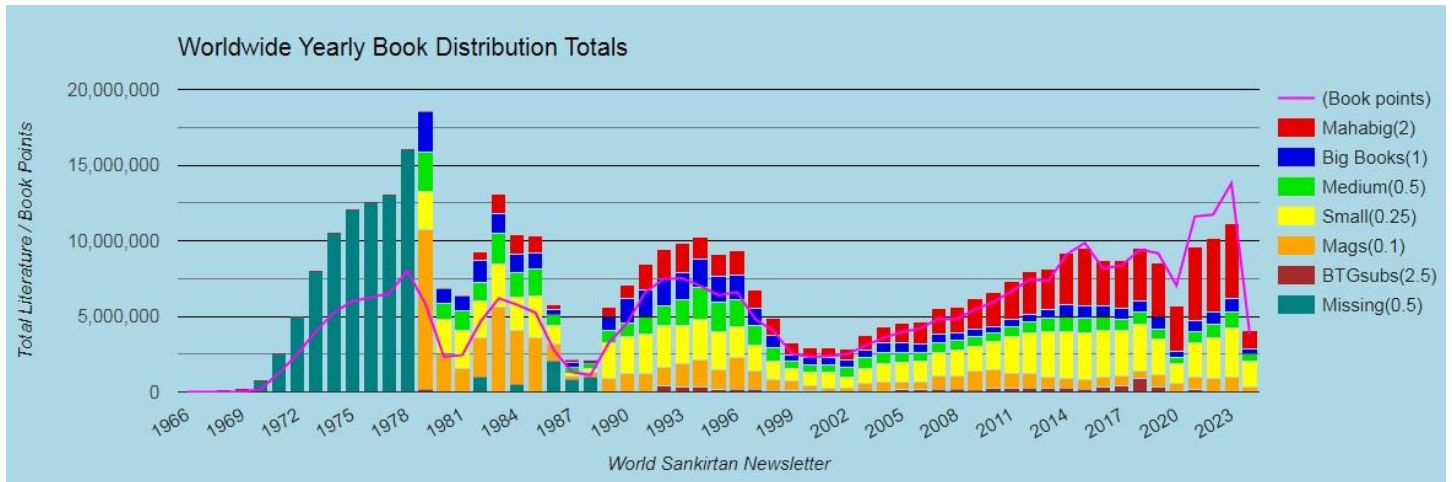


Click/hover on markers to see details (Filter on continent/country to see comparison to last year)

```

* * * * *
*           -- OFFERING TO SRILA PRABHUPADA --
*
*   During the month of July 2024, 169 temples reported
*   distributing the following number of books:
*
*           146,941 Maha-big books
*           83,638 Big books
*           112,846 Medium books
*           206,942 Small books
*           41,858 Magazines
*             67 BTG subscriptions
*           1,991 Full sets
*
*           592,627 literatures for the month
*           4,101,810 literatures year-to-date
*           598,698,468 literatures worldwide since 1965
*
*           All glories to Srila Prabhupada!
* * * * *

```



WORLDWIDE BOOK DISTRIBUTION  
Total Literatures Distributed

World Sankirtan Newsletter  
 CONGREGATIONAL PREACHING  
 July 2024

Congregation and Weekend Warriors		Points	% Change	M-Big Books	Big Books	Medium Books	Small Books	BTGs Mags
1 Nama Hatta Dept	May Ind	8951.25	-1%	1622	786	3528	7013	0
2 WW Team ISV Week	Sil USA	7864.50	-59%	2202	657	565	1012	0
3 WW Jiva Daya Mar	Bal USA	4044.00	+106%	1612	0	0	400*	0
							(*)New record for this year	
							(%)Change compared to monthly average	

\*\*\*\* Page 3 \*\*\*\*

World Sankirtan Newsletter  
 MONTHLY CONTINENTS  
 July 2024

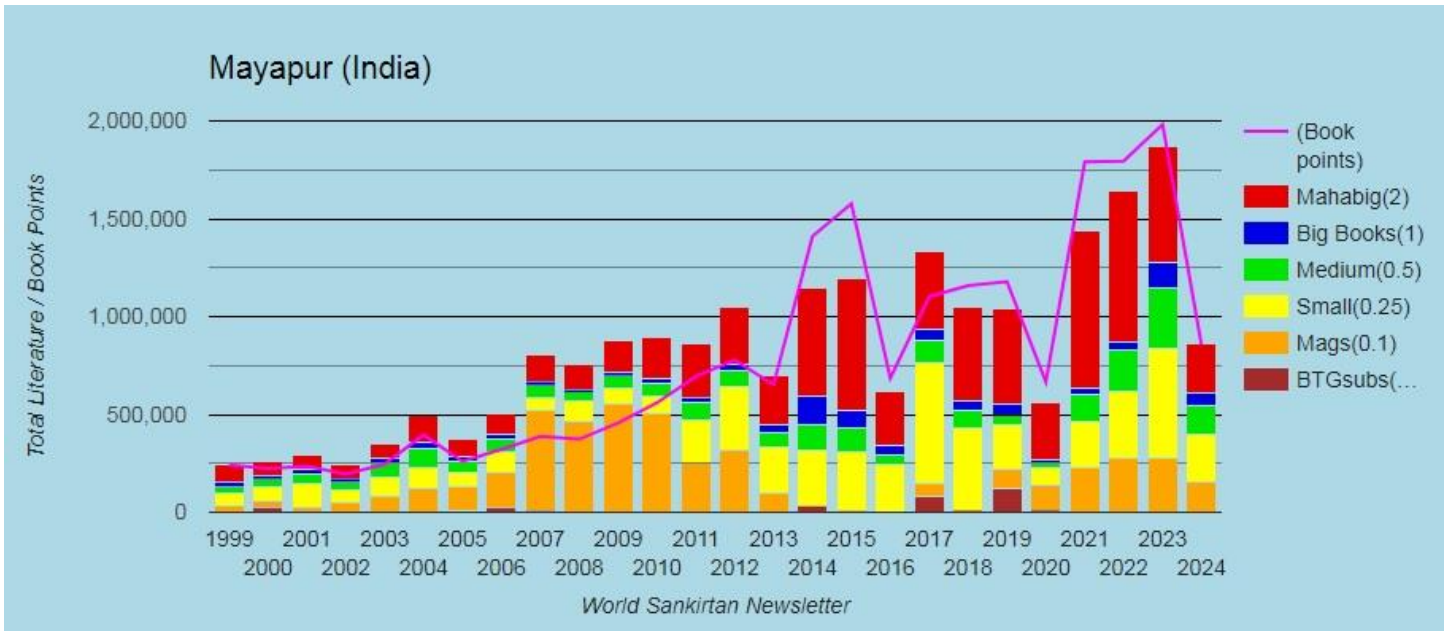
Continent (temples)	Points	% of World	M-Big Books	Big Books	Medium Books	Small Books	BTGs Mags	Full Sets
1 Asia (43)	404820.20	72%	107879	57176	75535	158972	37783	1602
2 Europe (69)	72408.65	13%	20498	6795	24813	21443	1399	147
3 North America (21)	58411.95	10%	13500	9280	8548	15425	1648	213
4 Australasia (4)	12156.75	2%	3362	2960	2630	3551	0	8
5 Latin America (7)	7361.65	1%	234	6701	127	511	14	0
6 CIS (10)	3469.50	1%	858	338	472	4430	0	2
7 Africa (15)	3446.60	1%	610	388	721	2610	1416	19

World Sankirtan Newsletter  
 ARABIC AND FARSI BOOK DISTRIBUTION BY TEMPLE  
 July 2024

Special Promotion Arabic/Farsi Mahabig 6 pts each, Small 3 pts each

Temples (size)		Points	Ar/Fa M-Big	Ar/Fa Big	Ar/Fa Medium	Ar/Fa Small	Ar/Fa Mags
1 Los Angeles (L)	USA	7884.00	400	0	0	1828	0
2 Genova (MS)	Ita	825.00*	35	0	0	205*	0
3 Simhachalam (S)	Ger	753.00	0	0	0	251	0
4 London-Soho (M)	Eng	147.00	0	0	0	49	0
5 Paris (S)	Fra	132.00	2	0	0	40	0

6	New Mayapur (M)	Fra	105.00	1	0	0	33	0
7	Berlin (S)	Ger	102.00	0	0	0	34	0
8	Cologne(Gauradesh)	Ger	99.00	1	0	0	31	0
9	Goloka Dhama (S)	Ger	81.00	0	0	0	27	0
10	Munich (S)	Ger	72.00	0	0	0	24	0
11	Bhaktivedanta Mano	Eng	36.00	0	0	0	12	0
12	Heidelberg (MS)	Ger	33.00	0	0	0	11	0
13	Nuernberg (MS)	Ger	12.00	0	0	0	4	0
14	Vienna (S)	Aus	9.00	0	0	0	3	0
15	Paris Yoga Lyrics	Fra	9.00	1	0	0	1	0
16	San Diego (M)	USA	6.00	0	0	0	2	0
17	Liebenau (S)	Ger	3.00	0	0	0	1	0



World Sankirtan Newsletter  
TOP TEN TEMPLES BY SIZE  
July 2024

		%	M-Big	Big	Medium	Small	BTGs	Full		
	Points	Change	Books	Books	Books	Books	Mags	Sets		
TOP TEN LARGE TEMPLES (41+ devotees)										
1	Mayapur	Ind	204130.25*	+123%	44456	45872*	51784*	49601*	22000	927
2	Mumbai-Juhu	Ind	52632.75	+15%	19404	1670	2754	30871	0	90
3	New Delhi	Ind	21831.20	-67%	7251	287	2819	12110	6072	63
4	Los Angeles	USA	20732.00*	+52%	3246	4592*	2454	3864	0	23
5	Vrindavan	Ind	18555.00	-21%	171	4907	13142	25572	0	33
6	Tirupati	Ind	12617.80	-11%	5520	1111	141*	1032	1383	0
7	Silicon Valley(ISV)	USA	7864.50	-68%	2202	657	565	1012	0	72
8	Bhaktivedanta Mano	Eng	6091.00*	+331%	1208*	674*	4801*	1982*	0	4
9	Kolkata	Ind	5068.00*	+147%	2029*	305*	101*	2578*	100*	0
10	Bhubaneswar	Ind	3763.50	-39%	1142	495*	645	1618	235	10

TOP TEN MEDIUM TEMPLES (21-40 devotees)

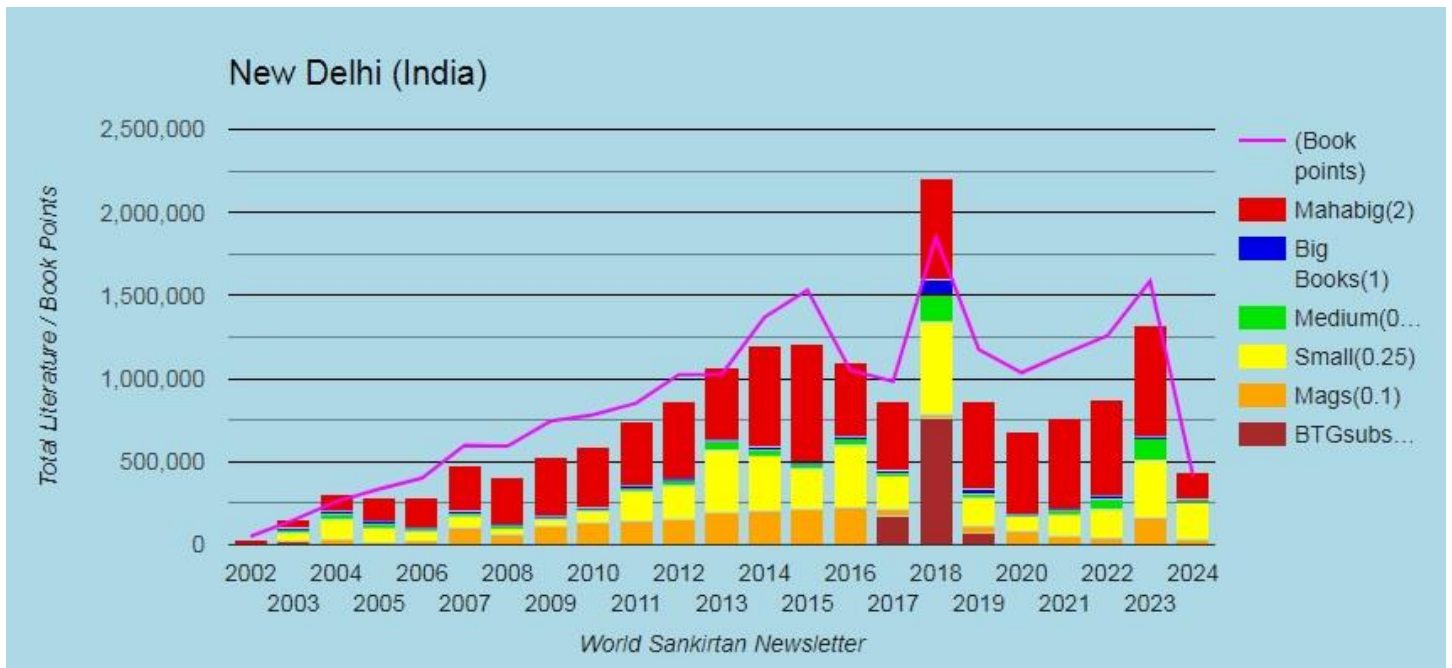
1	Ahmedabad	Ind	15258.00*	+28%	4864	324	335	2586	0	123
2	London-Soho	Eng	11636.25*	+147%	3003*	244	3618	2178	0	95
3	Hyderabad	Ind	7449.75*	-21%	2438*	389*	754*	5323*	270	16
4	Houston	USA	4157.50*	+230%	1043*	249	246	390	0	45
5	Bhopal	Ind	4002.50	-42%	1799	34	133	424	0	6
6	Pune Camp	Ind	3884.00	-73%	1457	122	182	1100	140	14
7	Baroda	Ind	3480.25*	+25%	1135	68	55	2227*	0	17
8	Chennai	Ind	2836.95	-36%	1182	86	83	1369	32	0
9	Curitiba	Bra	2586.65*	+535%	92*	2359*	18*	133	14*	0
10	San Diego	USA	2581.00	+17%	516	542	1178	930*	0	5

TOP TEN SMALL TEMPLES (6-20 devotees)

1	Sankirtan Dham TST	Ita	17097.50*	+335%	6917*	0	6218*	42	0	4
2	Surat	Ind	13150.00*	+74%	3874	220*	442*	8494*	227	86
3	Bengaluru South	Ind	10688.00*	+517%	2725*	0	0	0	0	156
4	Wellington	NZ	6091.00*	+999%	1472*	1884*	1374*	2016*	0	2
5	Budhanilkantha	Nep	5643.50*	+16%	2007*	113	557	4932	50	0
6	Swansea	Wal	5591.75*	+71%	1309*	610*	3576*	2159*	0	2
7	Ypsilanti	USA	5330.00*	+82%	1414*	1682*	500*	2280*	0	0
8	Auckland Loft	NZ	4262.00*	+357%	1129*	1067*	981*	1426*	0	3
9	Simhachalam	Ger	2952.25*	+154%	520*	434*	634*	1288*	50*	4
10	Denver	USA	2863.25*	+130%	808*	199	278*	1369*	990*	13

TOP TEN MAHA-SMALL TEMPLES (1-5 devotees)

1	Baltimore	USA	4044.00	+106%	1612	0	0	400*	0	20
2	Genova	Ita	2447.75*	+439%	516*	0	373	1238*	0	6
3	Porto Alegre	Bra	2138.50*	+418%	60	2011*	0	30	0	0
4	Bologna	Ita	1104.50*	+238%	493*	0	165	0	0	1
5	Belgrade	Ser	640.00*	+999%	320*	0	0	0	0	0
6	Brahmapur	Ind	639.25	-21%	274	19*	51*	151	90	0
7	Sofia	Bul	316.25*	+75%	2	107*	191*	439*	0	0
8	Leicester	Eng	258.25	-30%	84	29	90	65	0	0
9	Barcelona	Spa	221.00	-23%	29	29	36	320	0	1
10	Reunion Island	Fra	212.00	+36%	95	5*	21	26	0	0



\*\*\*\* Page 4 \*\*\*\*

World Sankirtan Newsletter  
 TOP TEN TEMPLES BY CONTINENT  
 July 2024

			%	M-Big	Big	Medium	Small	BTGs	Full
		Points	Change	Books	Books	Books	Books	Mags	Sets
TOP TEN TEMPLES - ASIA									
1	Mayapur	Ind204130.25	+160%	44456	45872	51784	49601	22000	927
2	Mumbai-Juhu	Ind 52632.75	+34%	19404	1670	2754	30871	0	90
3	New Delhi	Ind 21831.20	-61%	7251	287	2819	12110	6072	63
4	Vrindavan	Ind 18555.00	-8%	171	4907	13142	25572	0	33
5	Ahmedabad	Ind 15258.00	+92%	4864	324	335	2586	0	123
6	Surat	Ind 13150.00	+103%	3874	220	442	8494	227	86
7	Tirupati	Ind 12617.80	+3%	5520	1111	141	1032	1383	0
8	Bengaluru South	Ind 10688.00	+722%	2725	0	0	0	0	156
9	Hyderabad	Ind 7449.75	-7%	2438	389	754	5323	270	16
10	Budhanilkantha	Nep 5643.50	+35%	2007	113	557	4932	50	0
TOP TEN TEMPLES - EUROPE									
1	Sankirtan Dham TST	Ita 17097.50	+444%	6917	0	6218	42	0	4
2	London-Soho	Eng 11636.25	+188%	3003	244	3618	2178	0	95
3	Bhaktivedanta Mano	Eng 6091.00	+403%	1208	674	4801	1982	0	4
4	Swansea	Wal 5591.75	+242%	1309	610	3576	2159	0	2
5	Simhachalam	Ger 2952.25	+218%	520	434	634	1288	50	4
6	Paris	Fra 2551.45	+312%	800	24	828	573	362	7
7	Genova	Ita 2447.75	+573%	516	0	373	1238	0	6
8	New Mayapur	Fra 1871.10	+177%	675	10	181	413	66	7
9	Ljubljana	Slo 1816.25	+233%	629	85	249	1395	0	0
10	Budapest	Hun 1696.40	+21%	602	36	33	1564	489	0

## TOP TEN TEMPLES - NORTH AMERICA

1	Los Angeles	USA	20732.00	+77%	3246	4592	2454	3864	0	23
2	Silicon Valley (ISV)	USA	7864.50	-62%	2202	657	565	1012	0	72
3	Ypsilanti	USA	5330.00	+118%	1414	1682	500	2280	0	0
4	Houston	USA	4157.50	+295%	1043	249	246	390	0	45
5	Baltimore	USA	4044.00	+140%	1612	0	0	400	0	20
6	Denver	USA	2863.25	+169%	808	199	278	1369	990	13
7	San Diego	USA	2581.00	+37%	516	542	1178	930	0	5
8	Brampton	Can	1983.75	+379%	436	81	91	2069	0	14
9	Atlanta	USA	1584.00	+71%	501	140	327	106	0	8
10	Toronto	Can	1475.60	+229%	545	179	109	176	1	3

## TOP TEN TEMPLES - AUSTRALASIA

1	Wellington	New	6091.00	+999%	1472	1884	1374	2016	0	2
2	Auckland Loft	New	4262.00	+434%	1129	1067	981	1426	0	3
3	Sydney-North	Aus	1783.75	+7%	760	5	258	87	0	3
4	Hamilton	New	20.00	-26%	1	4	17	22	0	0

## TOP TEN TEMPLES - LATIN AMERICA

1	Curitiba	Bra	2586.65	+640%	92	2359	18	133	14	0
2	Porto Alegre	Bra	2138.50	+504%	60	2011	0	30	0	0
3	Jundiai	Bra	1173.75	+999%	21	1020	109	229	0	0
4	Florianopolis	Bra	914.50	+229%	43	814	0	58	0	0
5	Balneario Camboriu	Bra	519.75	+497%	16	486	0	7	0	0
6	Montes Claros	Bra	15.50	+148%	0	3	0	50	0	0
7	Caxias do Sul	Bra	13.00	na	2	8	0	4	0	0

## TOP TEN TEMPLES - CIS

1	Perm	Rus	1292.50	+1%	304	165	263	1264	0	2
2	Kharkov	Ukr	719.25	+29%	121	89	57	1439	0	0
3	Minsk	Bel	550.00	-33%	184	60	44	400	0	0
4	Kiev	Ukr	345.50	-41%	133	19	32	178	0	0
5	Odessa	Ukr	248.50	+3%	55	0	17	520	0	0
6	Dnepropetrovsk	Ukr	166.50	-35%	5	2	53	512	0	0
7	Kherson	Ukr	109.25	+3%	52	3	4	1	0	0
8	Chernovtsy	Ukr	25.00	+57%	0	0	0	100	0	0
9	Kurgan	Rus	11.00	-64%	3	0	2	16	0	0
10	Magnitogorsk	Rus	2.00	-94%	1	0	0	0	0	0

## TOP TEN TEMPLES - AFRICA

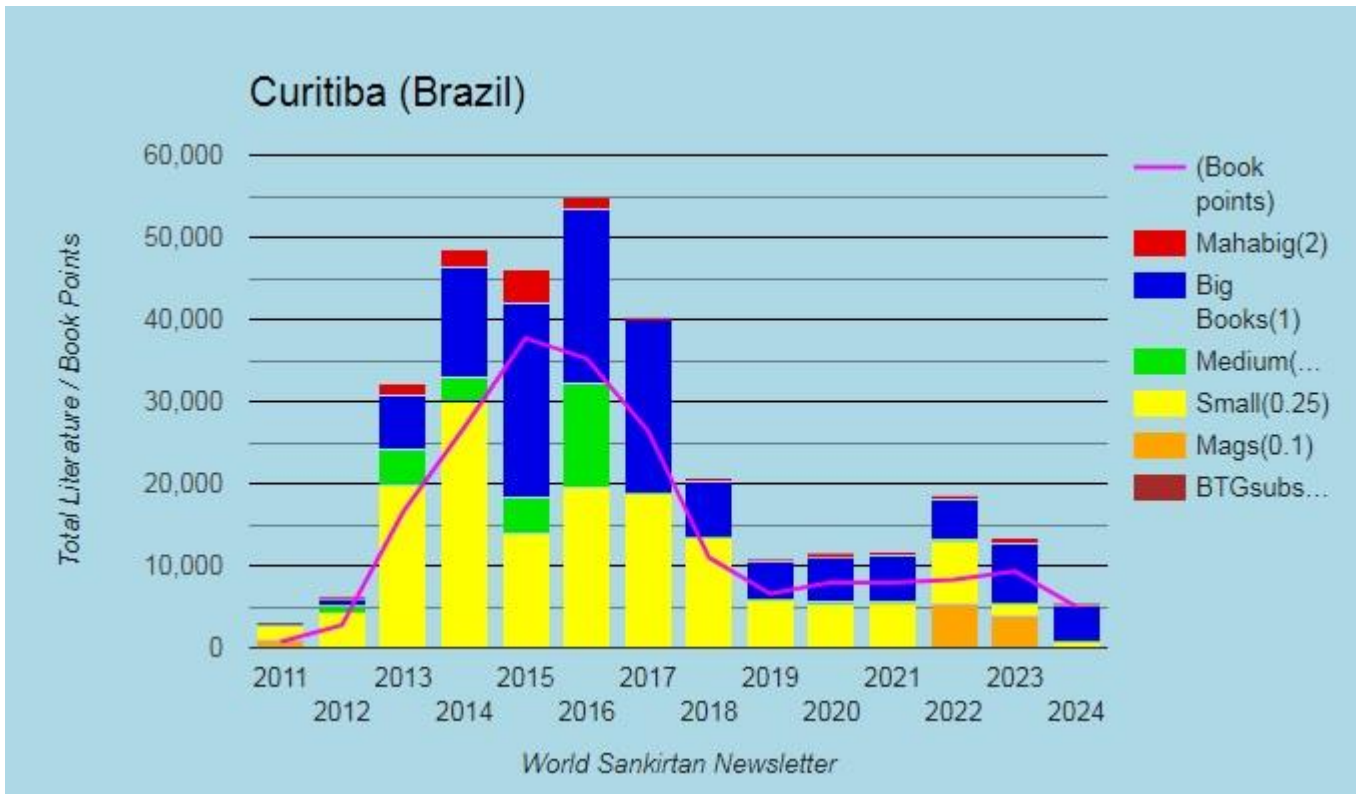
1	Durban	Sou	1716.75	+142%	438	66	9	489	0	18
2	Swedru	Gha	569.20	+332%	15	140	348	458	1107	0
3	Maputo	Moz	315.25	na	25	32	12	909	0	0
4	Lagos	Nig	194.00	+64%	47	75	0	100	0	0
5	Sandton	Sou	161.05	+62%	19	24	65	119	8	1
6	Phoenix (SA)	Sou	158.00	+6%	52	16	31	90	0	0
7	Accra	Gha	87.50	-86%	0	10	155	0	0	0
8	Blantyre	Mal	57.75	na	0	0	37	157	0	0
9	Morc St Andre	Mau	55.85	+753%	0	25	20	75	21	0
10	Benin	Nig	45.75	-6%	6	0	15	105	0	0



World Sankirtan Newsletter  
WEEKEND WARRIORS, SPECIAL TEAMS, SPONSORED BOOKS ETC  
July 2024

Individuals				Points	% Change	M-Big Books	Big Books	Medium Books	Small Books	BTGs Mags	Full Sets	
1	HH Jayapataka Sw	May	Ind	30188.00	+22%	10872	353	2914	13792	0	103	
2	Sitaram d		Mum	Ind	21705.75	-10%	8235	926	336	14695	0	13
3	HH Bhakti Vijay	May	Ind	14032.25	+86%	5132	0	1976	2481	0	67	
4	Tusta Baladev d	May	Ind	13689.00	na	3736	2200	898	3400	0	93	
5	Kamalapati d	May	Ind	8018.50	+182%	2140	56	36	42	0	125	
6	Gopal Balak d	May	Ind	7462.25	+190%	1924	0	2	53	0	100	
7	Guna Dayamaya d	Mum	Ind	7012.00	na	3105	0	289	902	0	12	
8	Bhagavat Ashraya	Mum	Ind	6770.00	na	2453	176	315	3674	0	17	
9	Sabda Brahma d	May	Ind	6565.50	na	1347	1593	2224	634	0	28	
10	Kripanidhi d	May	Ind	4803.50	na	1461	255	1018	510	0	37	
11	Subal Gour d	May	Ind	3393.25	+29%	1007	2	24	133	0	37	
12	Prematma Gourang	May	Ind	3193.75	+106%	817	0	40	111	0	42	
13	Mahotsaha d	Atl	USA	2405.50	-25%	684	281	73	0	0	20	

(%)Change compared to monthly average                      (\*)New record for this year



## World Sankirtan Newsletter

## TOP 50 INDIVIDUALS

July 2024

Individuals				Points	% Change	M-Big Books	Big Books	Medium Books	Small Books	BTGs Mags	Full Sets
1	Bk Kevin	LA	USA	8041.25*	+50%	414	29	97	2334*	0	0
2	Paramesvara d	Yps	USA	5330.00*	+82%	1414*	1682*	500*	2280*	0	0
3	Yoga Nrisimha d	May	Ind	5251.50*	+202%	830	1486*	2102*	4074*	0	2
4	Ratnanga Achyuta	May	Ind	5009.50	na	1019	1367	1457	1200	0	16
5	Sukhamay Bishamb	May	Ind	4963.00*	+204%	1203*	1043*	2562*	356	0	4
6	Prema Bhaktiprak	May	Ind	4731.00*	+450%	962*	316*	3300*	2356*	0	7
7	Bhrgupati d	LA	USA	4153.00	-16%	1518	742	652	52	0	1
8	Madhusundar d	New	Ind	3913.00	+4%	1854	0	50	0	0	5
9	Bhaktiman Gadadh	May	Ind	3747.75	+51%	1362	0	462	579	0	18
10	Sacipriya Nitai	May	Ind	3492.00*	+325%	335*	1361*	1958*	1496	0	3
11	Bk Sourav	May	Ind	3367.00*	+120%	577	1230	1234*	456	0	7
12	Venkat Bhatta d	May	Ind	3349.00*	+20%	235*	82*	5444*	300	0	0
13	Ananta Acharya d	May	Ind	3256.25	+69%	768	0	770	1525	0	31
14	Gopibhav d	New	Ind	2912.00	+53%	672	60	653	3930	910	3
15	Bk Prasanta	May	Ind	2862.50	na	697	1200	321	432	0	0
16	Harish Candra d	Mum	Ind	2790.75	-29%	1001	102	375	989	0	7
17	Hamsarupa Jivan	Mum	Ind	2695.75	na	539	35	228	5587	0	2
18	Ambarish d	May	Ind	2669.00*	+758%	56	2000*	1112*	4	0	0
19	Rukmini Vallava	May	Ind	2655.25*	+68%	467	1221	321*	567	0	9
20	Arun Govinda d	May	Ind	2574.00*	+626%	317*	1086*	1404*	536	0	1
21	Rasaraj Radhashy	May	Ind	2553.00	na	16	2000	1040	4	0	0
22	Ananda Kirtan d	LA	USA	2487.00*	+64%	538*	544*	180	1524	0	11
23	Prasannya Saci P	May	Ind	2476.00*	+221%	418	1000	1059*	10	0	6
24	Banamali Mukunda	May	Ind	2282.00*	+999%	209*	1003*	1177*	802*	0	2
25	Ras Raj d	New	Ind	2266.90	na	803	0	0	350	334	15
26	Radha Krsna d	Mum	Ind	2261.75	+46%	560	191	386	871	0	15
27	Sunder Madhav d	New	Ind	2245.00	-4%	700	0	300	2780	0	0
28	Jayananda d Maya	May	Ind	2206.00*	+38%	212	1050*	1051*	250	0	4
29	Ranajayee Krishn	May	Ind	2126.25*	+38%	266	1292*	28	1	0	8
30	Amiya Vilas d	May	Ind	2060.00*	+124%	229	1200*	310*	700*	0	2
31	Patit Uddhar Gov	May	Ind	2035.00*	+119%	204	1075*	1048*	112	0	0
32	Bk Rajaram	May	Ind	2014.00	na	238	1000	1002	4	0	1
33	Rsi Kumar d	Atl	USA	2007.00*	+440%	546*	550*	225*	2	0	7
34	Bk Swarup	May	Ind	1979.00*	+179%	136	1000	1054*	0	0	5
35	Bk Prabhas	May	Ind	1962.00	na	217	1170	32	0	0	12
36	Ajitatma Nityana	May	Ind	1830.00*	+89%	191	1275*	29	58	0	4
37	Cakravarti d	Mum	Ind	1768.75*	+225%	838*	20*	80	131	0	0
38	Matsya d	Atl	USA	1714.75*	+57%	455	586*	221*	1	0	3
39	Bk Sayan	May	Ind	1674.00*	+121%	65	1000*	1087*	2	0	0
40	Dharma Palak Ach	May	Ind	1664.25*	+39%	160*	1261*	15	15	0	2
41	Jita Girisa d	Atl	USA	1662.00*	+57%	407	686*	250*	4	0	1

42	Shyamalanga d	May	Ind	1661.00	na	46	1000	1058	16	0	1
43	Tirtha Govinda d	May	Ind	1651.25*+511%		165*	60*	2221*	531*	0	1
44	Siddhi Lalasa dd	Mum	Ind	1647.00*+151%		672*	3	113*	254*	0	5
45	Dinataran Caitan	May	Ind	1617.25 +87%		33	1000	1015*	31	0	1
46	Hemagiri d	Mum	Ind	1613.00 -32%		542	125	267	794	0	2
47	Jay Brajeswar d	May	Ind	1579.00*+133%		380	0	222	384	0	17
48	Mahananda Murari	Cur	Bra	1540.25*+999%		62*	1409*	9	11	0	0
49	Tapas d	Atl	USA	1486.50 na		345	642	309	0	0	0
50	Purnananda d	May	Ind	1325.25* +78%		398*	0	0	101	0	14

(%)Change compared  
to monthly average

(\*)New record  
for this year

World Sankirtan Newsletter  
ARABIC AND FARSI BOOK DISTRIBUTORS  
July 2024

Special Promotion Arabic/Farsi Mahabig 6 pts each, Small 3 pts each

Temples (size)	Points	Ar/Fa M-Big	Ar/Fa Big	Ar/Far Medium	Ar/Fa Small	Ar/Fa Mags
1 Bk Kevin	LA USA 7791.00*	393	0	0	1811	0
2 Munindra Gana d	Sim Ger 291.00*	0	0	0	97	0
3 Vedasara d	Sim Ger 159.00	0	0	0	53	0
4 Bk Bjoern	Sim Ger 147.00	0	0	0	49	0
5 Daruka d	Sim Ger 114.00	0	0	0	38	0
6 Lilamrita dd	Kol Ger 96.00	1	0	0	30	0
7 Bk Paul	Ber Ger 78.00	0	0	0	26	0
8 Paramatma Krsna	Mun Ger 72.00	0	0	0	24	0
9 Govinda Kunda d	Gol Ger 66.00*	0	0	0	22	0
10 Harini dd	New Fra 63.00	1	0	0	19	0
11 Prema Sankirtan	LA USA 42.00	4	0	0	6	0
12 Doyal Govinda d	Hei Ger 30.00*	0	0	0	10	0
13 Thakur Haridas d	Sim Ger 30.00	0	0	0	10	0
14 Dayal Nitai d	Par Fra 24.00	0	0	0	8	0
15 Ojasvini Radha	Ber Ger 24.00	0	0	0	8	0
16 Bk Brian	LA USA 24.00	1	0	0	6	0
17 Devavrata d	LA USA 21.00	1	0	0	5	0
18 Advitya Baladeva	Gol Ger 15.00*	0	0	0	5	0
19 Amrita Nrisimha	Nue Ger 12.00	0	0	0	4	0
20 HH Janananda Gos	New Fra 6.00	0	0	0	2	0
21 Govardhan d	SD USA 6.00	0	0	0	2	0
22 Ekanath d	Par Fra 6.00	0	0	0	2	0
23 Priya Rani dd	Par Fra 6.00	0	0	0	2	0
24 Bn Yumi	Par Fra 6.00	1	0	0	0	0
25 Rasikananda d	New Fra 3.00	0	0	0	1	0
26 Subala Gopala d	Sim Ger 3.00	0	0	0	1	0

## World Sankirtan Newsletter

## ALL COUNTRIES

July 2024

Country (Temples)	Points	% Change	M-Big Books	Big Books	Medium Books	Small Books	BTGs Mags	Full Sets
1 India (40)	398853.20	+13%	105784	57008	74949	153728	37733	1602
2 United States (16)	53606.10	+9%	12119	8737	8210	12834	1647	192
3 United Kingdom (6)	23836.50	+98%	5659	1601	12117	6741	0	101
4 Italy (8)	23501.50	-14%	8778	0	8710	1531	0	14
5 New Zealand (3)	10373.00	+12%	2602	2955	2372	3464	0	5
6 Brazil (7)	7361.65	-13%	234	6701	127	511	14	0
7 Nepal (2)	5744.50	na	2033	114	559	5120	50	0
8 France (9)	4889.50	+28%	1644	42	1065	1170	470	15
9 Canada (5)	4805.85	-36%	1381	543	338	2591	1	21
10 Germany (12)	4447.25	+13%	767	569	1064	2280	50	5
11 Czech Republic (4)	3862.00	+29%	219	3327	7	294	20	1
12 Hungary (2)	2331.00	-3%	865	36	35	1848	855	0
13 South Africa (5)	2056.60	+19%	516	106	113	706	16	19
14 Slovenia	1816.25	+43%	629	85	249	1395	0	0
15 Australia	1783.75	-78%	760	5	258	87	0	3
16 Ukraine, CIS (6)	1614.00	-44%	366	113	163	2750	0	0
17 Russia, CIS (3)	1305.50	-36%	308	165	265	1280	0	2
18 Spain (3)	806.75	na	88	37	205	1749	0	2
19 Belgium	743.00	-66%	143	147	237	190	0	4
20 Ghana (4)	701.40	+658%	16	150	514	498	1379	0
21 Lithuania (2)	652.00	+482%	132	190	52	544	0	1
22 Serbia	640.00	na	320	0	0	0	0	0
23 Estonia	592.50	na	80	72	218	1006	0	0
24 Latvia	580.25	na	203	55	38	401	0	0
25 Sweden (2)	552.75	na	126	99	2	227	0	4
26 Austria (2)	550.15	+495%	202	123	13	32	4	0
27 Belarus, CIS	550.00	-75%	184	60	44	400	0	0
28 Switzerland	522.75	-45%	144	80	175	269	0	0
29 Portugal	489.50	+261%	170	10	18	522	0	0
30 Ireland	381.25	na	94	14	227	263	0	0
31 Bulgaria	316.25	-41%	2	107	191	439	0	0
32 Mozambique	315.25	na	25	32	12	909	0	0
33 Nigeria (2)	239.75	+350%	53	75	15	205	0	0
34 Japan	222.50	-74%	62	54	27	124	0	0
35 Slovakia	192.75	na	30	132	0	3	0	0
36 Norway	170.00	na	49	0	0	288	0	0
37 Turkey	163.00	+176%	39	21	84	88	0	0
38 Denmark	122.50	na	60	0	0	10	0	0
39 Macedonia	93.00	na	12	39	45	30	0	0
40 Greece	93.00	-35%	36	0	42	0	0	0
41 Mauritius (2)	75.85	-94%	0	25	30	135	21	0
42 Malawi	57.75	-46%	0	0	37	157	0	0
43 Romania (2)	25.25	-66%	4	0	0	69	0	0
44 Bosnia	20.50	-2%	0	7	2	50	0	0

45 Poland 17.50 na 3 2 17 4 0 0  
 (%)Change compared  
 to July last year

\*\*\*\* Page 7 \*\*\*\*

World Sankirtan Newsletter  
 ALL TEMPLES  
 July 2024

Temples (size)		% Points Change	M-Big Books	Big Books	Medium Books	Small Books	BTGs Mags	Full Sets
1 Mayapur (L)	Ind	204130.25*+123%	44456	45872*	51784*	49601*	22000	927
2 Mumbai-Juhu (L)	Ind	52632.75 +15%	19404	1670	2754	30871	0	90
3 New Delhi (L)	Ind	21831.20 -67%	7251	287	2819	12110	6072	63
4 Los Angeles (L)	USA	20732.00* +52%	3246	4592*	2454	3864	0	23
5 Vrindavan (L)	Ind	18555.00 -21%	171	4907	13142	25572	0	33
6 Sankirtan Dham TST	Ita	17097.50*+335%	6917*	0	6218*	42	0	4
7 Ahmedabad (M)	Ind	15258.00* +28%	4864	324	335	2586	0	123
8 Surat (S)	Ind	13150.00* +74%	3874	220*	442*	8494*	227	86
9 Tirupati (L)	Ind	12617.80 -11%	5520	1111	141*	1032	1383	0
10 London-Soho (M)	Eng	11636.25*+147%	3003*	244	3618	2178	0	95
11 Bengaluru South (S)	Ind	10688.00*+517%	2725*	0	0	0	0	156
12 Silicon Valley (ISV)	USA	7864.50 -68%	2202	657	565	1012	0	72
13 Hyderabad (M)	Ind	7449.75* -21%	2438*	389*	754*	5323*	270	16
14 Bhaktivedanta Mano	Eng	6091.00*+331%	1208*	674*	4801*	1982*	0	4
15 Wellington (S)	New	6091.00*+999%	1472*	1884*	1374*	2016*	0	2
16 Budhanilkantha (S)	Nep	5643.50* +16%	2007*	113	557	4932	50	0
17 Swansea (S)	Wal	5591.75* +71%	1309*	610*	3576*	2159*	0	2
18 Ypsilanti (S)	USA	5330.00* +82%	1414*	1682*	500*	2280*	0	0
19 Kolkata (L)	Ind	5068.00*+147%	2029*	305*	101*	2578*	100*	0
20 Auckland Loft (S)	New	4262.00*+357%	1129*	1067*	981*	1426*	0	3
21 Houston (M)	USA	4157.50*+230%	1043*	249	246	390	0	45
22 Baltimore (MS)	USA	4044.00 +106%	1612	0	0	400*	0	20
23 Bhopal (M)	Ind	4002.50 -42%	1799	34	133	424	0	6
24 Pune Camp (M)	Ind	3884.00 -73%	1457	122	182	1100	140	14
25 Bhubaneswar (L)	Ind	3763.50 -39%	1142	495*	645	1618	235	10
26 Baroda (M)	Ind	3480.25* +25%	1135	68	55	2227*	0	17
27 Simhachalam (S)	Ger	2952.25*+154%	520*	434*	634*	1288*	50*	4
28 Denver (S)	USA	2863.25*+130%	808*	199	278*	1369*	990*	13
29 Bhimavaram (S)	Ind	2857.50 na	1071	78	78	810	0	11
30 Chennai (M)	Ind	2836.95 -36%	1182	86	83	1369	32	0
31 Curitiba (M)	Bra	2586.65*+535%	92*	2359*	18*	133	14*	0
32 San Diego (M)	USA	2581.00 +17%	516	542	1178	930*	0	5
33 Paris (S)	Fra	2551.45*+253%	800*	24*	828*	573*	362*	7

34	Genova (MS)	Ita	2447.75*+439%	516*	0	373	1238*	0	6
35	Porto Alegre (MS)	Bra	2138.50*+418%	60	2011*	0	30	0	0
36	Salem (M)	Ind	2108.00 -9%	742	74	109	572	274	8
37	Brampton (S)	Can	1983.75*+310%	436*	81*	91*	2069*	0	14
38	New Mayapur (M)	Fra	1871.10*+138%	675*	10	181	413*	66	7
39	Ljubljana (S)	Slo	1816.25*+185%	629*	85	249*	1395*	0	0
40	Sydney-North (M)	Aus	1783.75 -8%	760	5	258*	87	0	3
41	Durban (L)	Sou	1716.75 +108%	438	66	9	489	0	18
42	Budapest (L)	Hun	1696.40 +4%	602	36	33*	1564	489	0
43	Jamnagar (S)	Ind	1627.00*+254%	558*	22*	13*	490*	0	11
44	Atlanta (S)	USA	1584.00* +46%	501*	140*	327	106	0	8
45	Toronto (S)	Can	1475.60*+182%	545*	179*	109*	176*	1*	3
46	New York Queens (S)	USA	1391.50 +11%	48	228	2135*	0	0	0
47	New York City (M)	USA	1326.25 -24%	311	232	258	1157*	0	2
48	Montreal (S)	Can	1314.75*+188%	386*	283*	135*	337*	0	4
49	Perm (M)	Rus	1292.50 -16%	304	165	263	1264	0	2
50	Padayatra Czech (S)	Cze	1288.75 na	31	1206	0	83	0	0
51	Jundiai (S)	Bra	1173.75*+899%	21*	1020*	109	229*	0	0
52	Chandigarh (S)	Ind	1127.75 -41%	271	306*	84	613	30	3
53	Villa Vrndavana (L)	Ita	1110.00* +96%	401*	0	539*	154*	0	0
54	Bologna (MS)	Ita	1104.50*+238%	493*	0	165	0	0	1
55	Prabhupada Bhavan-	Cze	1053.00 -32%	105	811	7*	114	0	0
56	Rajpura (S)	Ind	1024.00*+999%	440*	0	0	0	0	4
57	Krsnuv Dvur (M)	Cze	1005.75*+386%	25	929*	0	27	20	1
58	Kurmagram (S)	Ind	990.25 -8%	320	43	0	221	0	8
59	Gurugram (M)	Ind	989.50 +94%	348	30	527*	0	0	0
60	Kolkata Newtown (M)	Ind	989.25 -38%	372	41*	32	465	0	2
61	Florianopolis (S)	Bra	914.50*+182%	43*	814*	0	58	0	0
62	Ujjain (L)	Ind	873.25 -66%	329	37	90	461	0	1
63	Madurai (S)	Ind	777.00 -53%	50	11	22	208	6030	0
64	Radhadesh (S)	Bel	743.00*+103%	143*	147*	237*	190*	0	4
65	Panihati (S)	Ind	730.75 -21%	217	31	40	285	845*	4
66	Rome (S)	Ita	726.00* +86%	159*	0	816*	0	0	0
67	Kharkov (S)	Ukr	719.25 +11%	121	89*	57	1439	0	0
68	Padayatra Uttar Pr	Ind	715.00 -51%	110	120	0	1500	0	2
69	Prabhupada Desh (M)	Ita	704.50*+276%	192*	0	391*	68*	0	3
70	Padayatra India (S)	Ind	670.75 -81%	105	28	0	1731	0	0
71	Navsari (S)	Ind	648.25*+120%	244*	0	0	65	0	4
72	Belgrade (MS)	Ser	640.00*+999%	320*	0	0	0	0	0
73	Brahmapur (MS)	Ind	639.25 -21%	274	19*	51*	151	90	0
74	New Vrajadham-Hung	Hun	634.60*+191%	263*	0	2	284*	366*	0
75	Tallinn (S)	Est	592.50 na	80	72	218	1006	0	0
76	Riga (L)	Lat	580.25 +30%	203	55	38	401	0	0
77	Swedru (S)	Gha	569.20*+270%	15*	140*	348*	458*	1107*	0
78	Minsk (M)	Bel	550.00 -42%	184	60	44	400	0	0
79	Trivandrum (S)	Ind	530.75 -66%	226	16*	35*	181*	0	0
80	Zurich (S)	Swi	522.75 +30%	144	80	175*	269*	0	0
81	Vienna (S)	Aus	521.65 +97%	196	114*	2	24	4	0
82	Balneario Camboriu	Bra	519.75*+347%	16	486*	0	7	0	0
83	Prague (S)	Cze	514.50 -30%	58	381	0	70	0	0

84	New Vrajamandala-S	Spa	508.75	-7%	34*	8	169*	1321*	0	1
85	Miami (S)	USA	499.00*	+63%	55	97	8*	894*	601*	0
86	Lisbon (S)	Por	489.50*	+107%	170*	10*	18	522	0	0
87	Bangalore HBR Lay	Ind	481.75	-75%	133	128	0	351	0	0
88	Alachua (S)	USA	389.20	-74%	91	66	178	188	52	0
89	Surat Vesu (S)	Ind	383.25	na	128	0	60	245	0	1
90	Dublin (S)	Ire	381.25*	+344%	94*	14*	227*	263*	0	0
91	Hillsborough, NC (	USA	367.65	-55%	119	7	81	183	4	1
92	Vilnius (S)	Lit	363.75	+6%	76	93	26	279	0	1
93	Cologne(Gauradesh)	Ger	350.50*	+38%	70	46	61	179	0	0
94	Kiev (L)	Ukr	345.50	-50%	133	19	32	178	0	0
95	Faridabad Siddha (	Ind	342.00	-11%	94	4	300*	0	0	0
96	Tucson (S)	USA	323.75	+72%	100*	9	0	27	0	3
97	Sofia (MS)	Bul	316.25*	+75%	2	107*	191*	439*	0	0
98	Maputo (S)	Moz	315.25	na	25	32	12	909	0	0
99	Kaunas (S)	Lit	288.25	+5%	56	97	26	265	0	0
100	Korsnas Gard (L)	Swe	286.00	na	76	2	0	96	0	3
101	Goloka Dhama (S)	Ger	284.50*	+108%	33	21*	140*	213*	0	0
102	Berlin (S)	Ger	278.50*	+217%	23	18*	133*	218*	0	0
103	Padayatra Orrisa (	Ind	269.00	-75%	69	40	0	364	0	0
104	Munich (S)	Ger	267.00	-18%	65	19	16	32	0	1
105	Almvik (L)	Swe	266.75	na	50	97	2	131	0	1
106	Leicester (MS)	Eng	258.25	-30%	84	29	90	65	0	0
107	Firozepur (S)	Ind	253.50*	+260%	84*	27*	117*	0	0	0
108	Odessa (S)	Ukr	248.50	-12%	55	0	17	520	0	0
109	Tokyo (S)	Jap	222.50	-16%	62	54	27	124	0	0
110	Barcelona (MS)	Spa	221.00	-23%	29	29	36	320	0	1
111	Reunion Island (MS	Fra	212.00	+36%	95	5*	21	26	0	0
112	Lagos (M)	Nig	194.00	+40%	47	75*	0	100	0	0
113	Bratislava (S)	Slo	192.75	-49%	30	132	0	3	0	0
114	Aldenham (S)	Uni	191.50*	+69%	55*	44*	32	86*	0	0
115	Milan (M)	Ita	183.75	-91%	43	0	181	29	0	0
116	Kumbakonam (S)	Ind	175.75	+30%	48	0	14	1	5	2
117	Oslo (S)	Nor	170.00	-3%	49	0	0	288	0	0
118	Dnepropetrovsk (S)	Ukr	166.50	-48%	5	2	53	512	0	0
119	Istanbul (MS)	Tur	163.00	+11%	39	21	84	88	0	0
120	Sandton (S)	Sou	161.05	+39%	19	24	65	119*	8	1
121	Phoenix(SA) (S)	Sou	158.00	-15%	52	16	31	90	0	0
122	Warangal (S)	Ind	157.50	+6%	47	60	7	0	0	0
123	San Antonio (MS)	USA	150.25	-28%	53	36	0	33	0	0
124	Heidelberg (MS)	Ger	132.75	-9%	6	11	44	230*	0	0
125	Nancy (S)	Fra	130.20	-18%	28	1	7	126	22	1
126	Terni (S)	Ita	127.50*	+106%	57*	0	27*	0	0	0
127	Copenhagen (MS)	Den	122.50	na	60	0	0	10	0	0
128	Kherson (S)	Ukr	109.25	-12%	52	3*	4	1	0	0
129	Myagdi Beni (S)	Nep	101.00*	+708%	26*	1	2*	188*	0	0
130	Athens (MS)	Gre	93.00	-42%	36	0	42	0	0	0
131	Skopje (MS)	Mac	93.00*	+59%	12*	39*	45	30*	0	0
132	Accra (M)	Gha	87.50	-89%	0	10	155	0	0	0
133	Hamburg (S)	Ger	79.50	+11%	31	8*	3	32*	0	0

134	Madrid (MS)	Spa	77.00	na	25	0	0	108	0	0
135	Padayatra Maharast	Ind	76.25	-98%	26	3	0	85	0	0
136	Paris Yoga Lyrics	Fra	74.40	+40%	22	2	27	25	19*	0
137	Padayatra Tamilnad	Ind	68.00	-69%	31	0	0	24	0	0
138	Belfast (MS)	Nor	67.75	-38%	0	0	0	271*	0	0
139	Nuernberg (MS)	Ger	66.75	+17%	12	11	23	37	0	0
140	Blantyre (MS)	Mal	57.75	na	0	0	37	157	0	0
141	Morc St Andre (S)	Mau	55.85	+326%	0	25	20	75	21	0
142	Benin (M)	Nig	45.75	-22%	6	0	15	105	0	0
143	Dijon (MS)	Fra	44.50	-69%	22	0	0	2	0	0
144	Kumasi (MS)	Gha	37.20	+112%	1	0	11	10	272	0
145	Pottenstein (S)	Aus	28.50	na	6	9	11	8	0	0
146	Stouffville (S)	Can	25.25	na	11	0	3	7	0	0
147	Chernovtsy (S)	Ukr	25.00	+25%	0	0	0	100*	0	0
148	Sarajevo (S)	Bos	20.50	-6%	0	7	2	50*	0	0
149	Hamilton (S)	New	20.00	-38%	1	4*	17*	22	0	0
150	Flacq (S)	Mau	20.00	-85%	0	0	10	60	0	0
151	New Santipur (S)	Pol	17.50	-83%	3	2	17	4	0	0
152	Timisoara (S)	Rom	16.00	-49%	0	0	0	64	0	0
153	Montes Claros (S)	Bra	15.50*	+24%	0	3	0	50*	0	0
154	Liebenau (S)	Ger	14.25	-14%	2	0	3	24*	0	0
155	Pietermaritzburg (	Sou	14.00	-49%	4	0	8	8	0	0
156	Caxias do Sul (MS)	Bra	13.00	na	2	8	0	4	0	0
157	Kurgan (S)	Rus	11.00	-70%	3	0	2*	16	0	0
158	Bucharest (S)	Rom	9.25	-66%	4	0	0	5	0	0
159	Munster (S)	Ger	9.25	-68%	2	0	6	9	0	0
160	Nkawkaw (S)	Gha	7.50	-82%	0	0	0	30	0	0
161	East London(SA) (S	Sou	6.80	-45%	3	0	0	0	8*	0
162	Scarborough (S)	Can	6.50	-86%	3	0	0	2	0	0
163	Leipzig (S)	Ger	6.00	-84%	3	0	0	0	0	0
164	Bad Oyenhausen (S)	Ger	6.00	na	0	1	1	18	0	0
165	Tours (MS)	Fra	2.35	-84%	1	0	0	1	1	0
166	Krsna West Orlando	USA	2.25	-5%	0	1	2*	1	0	0
167	Magnitogorsk (S)	Rus	2.00	-96%	1	0	0	0	0	0
168	Normandy (MS)	Fra	2.00	-95%	1	0	0	0	0	0
169	Martinique (S)	Fra	1.50	-83%	0	0	1	4	0	0

(%)Change compared  
to monthly average

(\*)New high  
this year



World Sankirtan Newsletter  
 PRABHUPADA DIKSA DISCIPLES  
 July 2024

Prabhupada Disciples	Points	% Change	M-Big Books	Big Books	Medium Books	Small Books	BTGs Mags	Full Sets
1 HH Jayapataka Sw May Ind	30188.00	+22%	10872	353	2914	13792	0	103
2 Bhrgupati d LA USA	4153.00	-16%	1518	742	652	52	0	1
3 Nidra dd Den USA	659.50	+5%	198	77	90	134	0	3
4 HH Janananda Gos New Fra	78.95	+36%	13	3	16	69	12	1
5 Tadit dd LA USA	42.00*	+30%	21*	0	0	0	0	0

(%)Change compared to monthly average                      (\*)New record for this year

World Sankirtan Newsletter  
 TOP TEN COUNTRIES (CUMULATIVE)  
 January thru July, 2024

Country (Temples)	Points	% Change	M-Big Books	Big Books	Medium Books	Small Books	BTGs Mags	Full Sets
1 India (58)	2507770.80	-6%	894843	164389	292531	1239564	289817	10125
2 United States (22)	513715.55	+42%	159025	52282	71611	110651	7744	3380
3 Russia, CIS (80)	144926.00	-12%	35193	14359	56341	127754	0	205
4 United Kingdom (9)	65655.25	+76%	17636	4862	35352	18686	0	229
5 Italy (8)	57160.75	-17%	18584	0	36404	2332	0	42
6 Nepal (5)	37543.50	+999%	13475	147	3564	34598	150	0
7 Mexico (7)	34434.75	+45%	956	31534	1025	1905	0	16
8 Bangladesh (10)	27001.95	-22%	10703	1544	2250	10905	2007	273
9 Australia (2)	26876.60	+1%	11874	1209	2073	2568	251	152
10 Czech Republic (4)	25399.25	+49%	2593	19210	149	3635	20	18

(%)Change compared to Jan-Jul 2023

343 Worldwide Temples - Book Points for the year 2024 Jan to Jul



Click/hover on markers to see details (Filter on continent/country to see comparison to last year)

World Sankirtan Newsletter  
 TOP 100 TEMPLES (CUMULATIVE)  
 January thru July, 2024

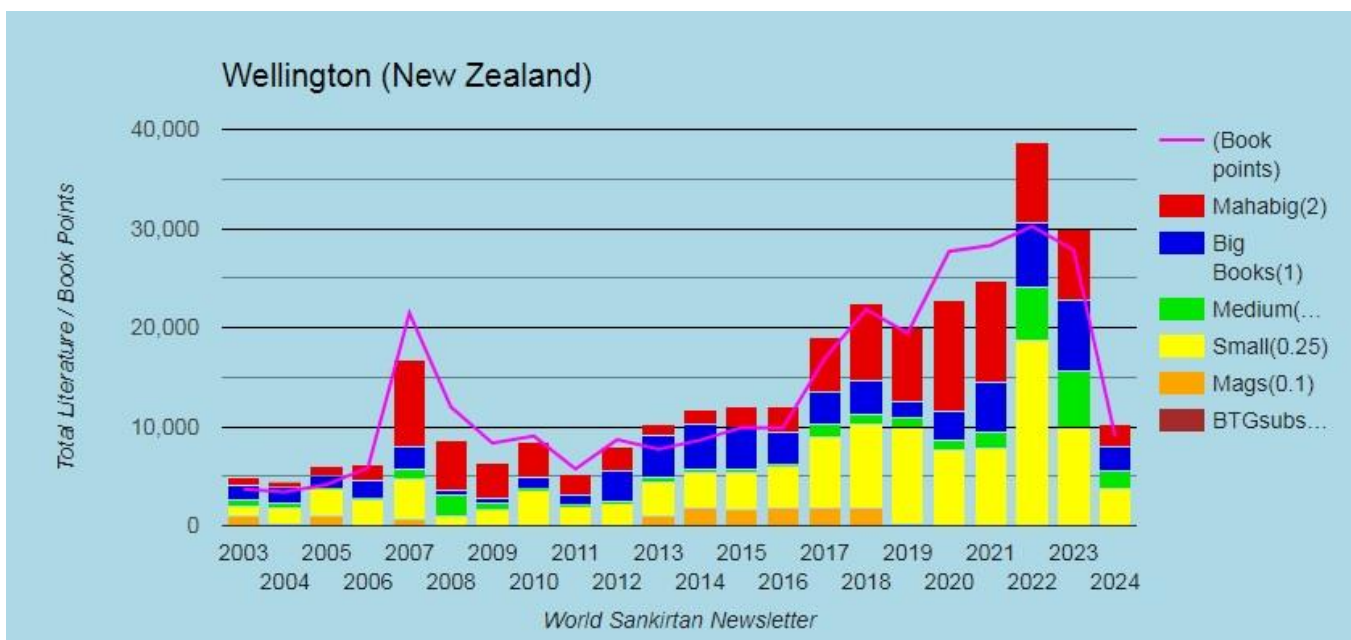
Temples (size)		Points (Months)	% Change	M-Big Books	Big Books	Medium Books	Small Books	BTGs Mags	Full Sets	
1	Mayapur (L)	Ind	753121.75 (7)	+34%	254935	66692	142366	243691	156000	5276
2	New Delhi (L)	Ind	415559.25 (7)	-22%	167503	4639	12973	221329	32415	353
3	Mumbai-Juhu (	Ind	327593.75 (7)	-5%	128270	10061	27789	176153	0	823
4	Vrindavan (L)	Ind	160014.50 (7)	-47%	1647	51410	71857*	276160	0	304
5	Silicon Valle	USA	153986.75 (7)	+56%	61061	10329	26369	24333	0	932
6	Los Angeles (	USA	102550.00 (7)	+23%	26446	22689	21670	34542	442	82
7	Tirupati (L)	Ind	98156.40 (7)	+60%	44708	6008	904	7298	4559*	0
8	Pune Camp (M)	Ind	91337.75 (7)	na	43750	605	917	8899	815*	570
9	Pune (L)	Ind	69065.40 (5)	-34%	27120	2743	1742	41622	1034	452
10	Hyderabad (M)	Ind	63685.80 (7)	na	24344	1941*	3607*	31974*	3347*	96
11	Surat (S)	Ind	58387.30 (7)	-15%	23315	672	1447	28108	1571*	340
12	Bhopal (M)	Ind	45115.75 (7)	+4%	21388	515	1287	3933	0	200
13	Bharuch (M)	Ind	42319.15 (6)	+34%	19530	41	41	8623	4263	104
14	Mumbai-Chowpa	Ind	40068.40 (5)	-3%	11659	1280	8037	41384	2680	339
15	London-Soho (	Eng	39879.25 (7)	+61%	11290	2066	19561*	9680*	0	210
16	Ahmedabad (M)	Ind	39072.75 (3)	na	15225	1075	817	10989	0	180
17	Budhanilkant	Nep	34921.50 (7)	na	12535	113	3452	31990	150	0
18	Sankirtan Dha	Ita	32812.00 (5)	+17%	10671	0	22563	178	0	13
19	Chennai (M)	Ind	29560.25 (7)	na	10586	1772	3206	19937	290	0
20	Berdsk (S)	Rus	24620.25 (4)	+139%	462	867	33151	25015	0	0

21	Kanpur (L)	Ind	23061.35(1)	na	11393	10	160	717	61	73
22	Buenos Aires	Arg	22968.25(4)	+31%	877	17433	4768	5589	0	10
23	Cueramaro (S)	Mex	20283.00(5)	+7%	471	19291	0	200	0	7
24	Ypsilanti (S)	USA	19977.50(6)	-20%	5376	6318	1190	9250	0	0
25	Padayatra	Ind	18555.00(6)	+87%	6417	219	677	20654	0	10
26	Baroda (M)	Ind	17436.75(6)	+8%	7207	466	429	7137	0	78
27	Ujjain (L)	Ind	16252.25(7)	-30%	5938	1642	1167	8531	0	80
28	Bhubaneswar (	Ind	16174.95(3)	na	5775	1347	2210	5825	687	25
29	Salem (M)	Ind	15995.25(7)	-14%	5996	818	1304	7663	1366	142
30	Bengaluru Sou	Ind	15887.00(4)	na	5244	161	0	0	0	252
31	Baltimore (MS	USA	15818.50(7)	*+284%	7321*	165	137	892	0	77
32	San Diego (M)	USA	15806.75(7)	+2%	3686	3496	6771	5471	0	11
33	Moscow-Gita N	Rus	15604.50(4)	+5%	6518	530	1290	5574	0	52
34	Padayatra Mah	Ind	14566.50(5)	+89%	6910	95	0	2606	0	0
35	Bhaktivedanta	Eng	14564.00(7)	+35%	3328	1782	9856	4372	0	12
36	Melbourne (L)	Aus	13450.35(6)	+14%	5719	1079	828	2077	1	133
37	Sydney-North	Aus	13426.25(7)	+13%	6155	130	1245*	491	250	19
38	St. Petersbur	Rus	13350.75(4)	+16%	3643	2227	2456	10439	0	30
39	Khulna (S)	Ban	12685.75(1)	+999%	5354	437	800	4225	845	118
40	Moscow (L)	Rus	11536.75(4)	+28%	4431	523	1631	5345	0	9
41	Budapest (L)	Hun	11504.60(7)	+38%	4298	148	34	9446	3821	0
42	Kolkata (L)	Ind	11216.25(4)	na	4757	476	320	4105	400	0
43	Chandigarh (S	Ind	10702.00(6)	-47%	3423	909	1064	8832	324	33
44	Madurai (S)	Ind	10627.00(7)	+20%	1582	53	655*	5550	50650	28
45	Houston (M)	USA	10465.35(6)	+12%	3087	1420	768	3541	1	77
46	Denver (S)	USA	10322.50(7)	+98%	2889	1202	1974	6124	3565	67
47	Prabhupada Bh	Cze	10321.25(7)	+24%	1125	7655	19	1627	0	15
48	Milan (M)	Ita	10301.25(6)	-37%	3525	0	6369	267	0	10
49	New York City	USA	10054.75(6)	na	2438	1884	2553	7137	0	10
50	Mexico City (	Mex	9953.00(5)	+366%	463	8282	820	1340	0	9
51	Trivandrum (S	Ind	9950.00(7)	-39%	3926	212	303	1938	3000	60
52	Auckland Loft	NZ	9853.50(7)	+23%	2905	1920	1498	5138	0	11
53	Kolkata Newto	Ind	9017.00(6)	-15%	4016	198*	161	2538	0	28
54	Perm (M)	Rus	8941.50(6)	-14%	3293	448	1238	4866	0	22
55	Swansea (S)	Wal	8862.50(2)	na	2232	816	5442	3302	0	7
56	Wellington (S	NZ	8825.50(7)	+7%	2261	2395	1820	3706	0	8
57	Atlanta (S)	USA	8078.00(7)	-15%	3184	399	1570	1096	0	60
58	Meerut (S)	Ind	7714.75(5)	-14%	2627	0	318	1765	1410	41
59	Simhachalam (	Ger	7600.60(5)	-3%	1588	1366	2317	4241	56*	25
60	Santiago (S)	Chi	7592.50(5)	+12%	387	6583	0	942	0	5
61	Padayatra Ben	Ind	7304.75(4)	na	2374	213	172	9031	0	13
62	Paris (S)	Fra	6889.25(7)	+328%	2483	69*	1913*	1823	1080	12
63	Durban (L)	SA	6676.20(7)	+62%	1668	1044	148	3526	6927	30
64	Padayatra Utt	Ind	6610.00(5)	-45%	2003	648	0	7824	0	24
65	New Mayapur (	Fra	6593.75(7)	-52%	2503	104	841	1536	913	28
66	Alachua (S)	USA	6318.20(5)	-45%	1865	627	2005	3434	1002	33
67	Panihati (S)	Ind	6311.75(7)	+7%	2160	345	609*	2711	5745	72
68	Minsk (M)	Bel	6270.50(7)	-16%	2044	1088	864	2650	0	0
69	Bangalore HBR	Ind	6186.75(4)	na	2520	810	269	809	0	0
70	Pondicherry (	Ind	6095.25(1)	na	73	3303	736	6567	6365	0

71	Padayatra Orr	Ind	5667.00 (6)	-66%	2256	240	64	3532	0	5
72	Ljubljana (S)	Slo	5639.75 (7)	+14%	1324	620	920	7647	0	0
73	Hillsborough, USA		5321.65 (7) *	+23%	1717*	306*	1887*	2185*	559	72
74	Kurmagram (S)	Ind	5285.25 (5)	-60%	2092	419*	0	1721*	0	50
75	Novosibirsk (	Rus	5167.75 (3)	+744%	1046	852	1883	5129	0	1
76	New York Quee	USA	5138.25 (4)	+13%	1211	885	2842	1641	0	0
77	Dhaka-Uttara	Ban	5119.00 (5)	-52%	2015	247	229	2586	810	71
78	Curitiba (M)	Bra	5031.95 (7)	-8%	239	4350	25*	759	17	0
79	Dallas (M)	USA	4929.10 (6)	-59%	2066	390	178	1268	11	9
80	Prague (S)	Cze	4926.50 (7)	-33%	700	3293	0	934	0	0
81	Ufa New Vraja	Rus	4899.50 (4)	+13%	1175	876	2199	2296	0	21
82	Brampton (S)	Can	4885.25 (7)	+19%	1568	196*	221	3899	0	46
83	Brahmapur (MS	Ind	4693.75 (6)	+330%	2187	42*	93	701	560	0
84	Kharkov (S)	Ukr	4620.75 (7)	-37%	1300	169	443	6521	0	0
85	Toronto (S)	Can	4617.70 (7)	-34%	1877	307	570	654	2	17
86	Porto Alegre	Bra	4617.15 (7)	-29%	238	3948	3	765*	4	0
87	Kiev (L)	Ukr	4479.25 (7)	-30%	1431	272	355	4671	0	0
88	Genova (MS)	Ita	4265.25 (5)	-15%	1028	0	1803	1552*	0	10
89	Spain BBT (MS	Spa	4073.00 (5)	na	435	2893	249	742	0	2
90	Accra (M)	Gha	3952.55 (6)	na	1006	288	2208	2147	118	10
91	Kemerovo (S)	Rus	3857.25 (2)	+999%	338	756	443	8815	0	0
92	Rajkot (S)	Ind	3836.75 (2)	na	1293	580	796	1091	0	15
93	Novorosiysk (	Rus	3670.50 (2)	+146%	859	1094	803	1828	0	2
94	Yaroslavl (S)	Rus	3565.00 (6)	na	1297	469	62	1884	0	19
95	Krasnodar (S)	Rus	3469.50 (1)	-19%	646	708	526	4826	0	2
96	Villa Vrndava	Ita	3377.25 (5)	-21%	1366	0	1183	215*	0	0
97	Sochi (S)	Rus	3321.25 (4)	0%	669	342	1149	4267	0	0
98	New Vrajamand	Spa	3234.50 (6) *	na	90	2373*	345*	1964*	0	1
99	Amsterdam (S)	Hol	3131.50 (2)	-64%	1242	15	270	1990	0	47
100	Gurugram (M)	Ind	3028.50 (5) *	+257%	1169*	226*	836*	186	0	0

(%) Change compared  
to Jan-Jul 2023

(\*) Better than  
last year



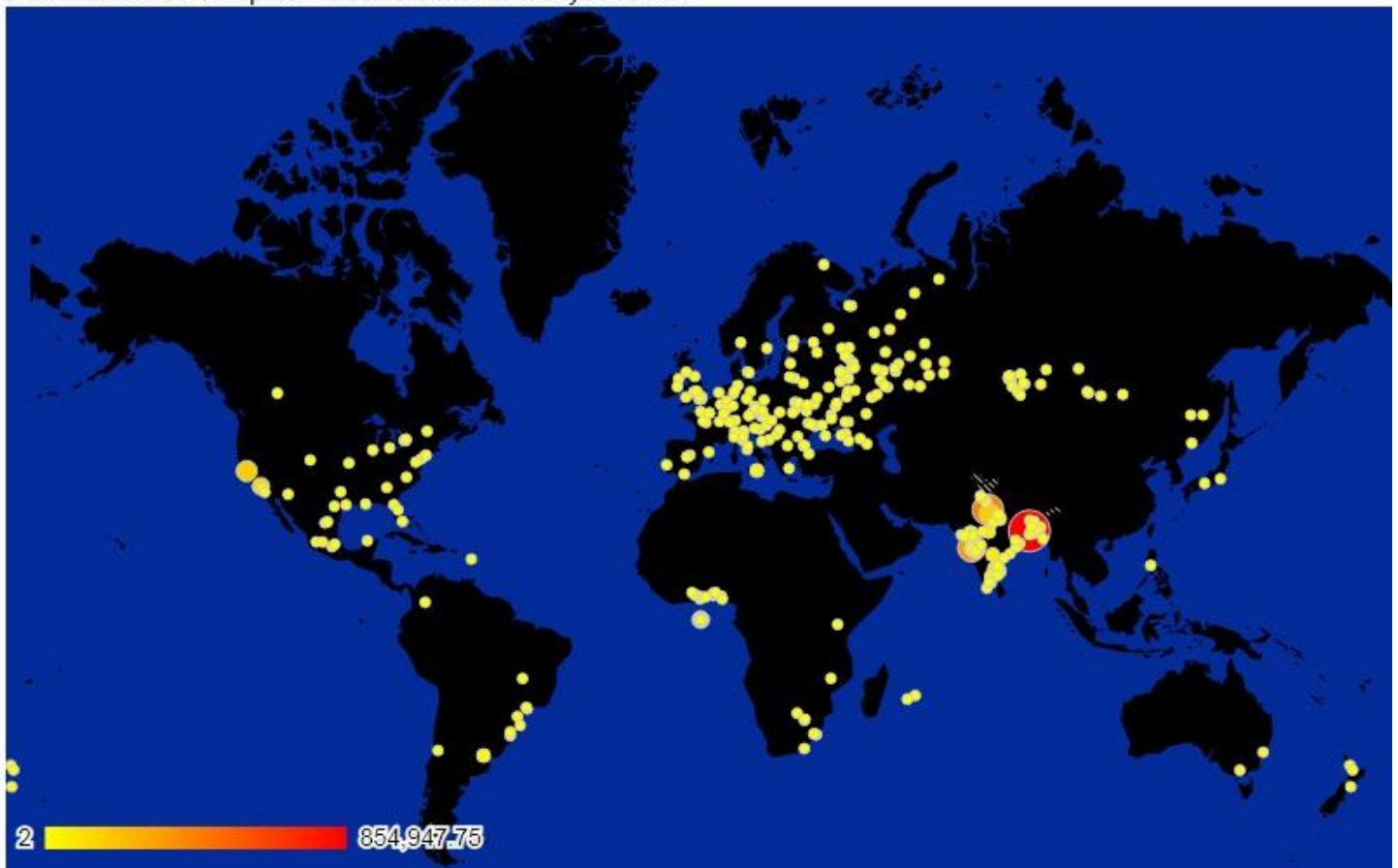
World Sankirtan Newsletter  
SPECIAL TEAMS BOOK DISTRIBUTION (CUMULATIVE)  
January thru July, 2024

Individuals	Points (Months)	% Change	M-Big Books	Big Books	Medium Books	Small Books	BTGs Mags	Full Sets
1 HH Jayapat May Ind	178620.00 (7)	+98%	72860	842*	16859	81770	0	456
2 Sitaram d Mum Ind	165719.50 (7)	+7%	71295	5490	1587	65512*	0	157
3 HH Bhakti May Ind	59312.50 (7)	+63%	23658	132	11079	16660	0	396
4 Ras Raj d New Ind	23695.00 (1)	+999%	11560	30*	150*	1512*	920	0
5 Kamalapati May Ind	22254.75 (6)	-26%	8789	332	647	1469	0	450
6 Mahotsaha Atl USA	21709.75 (7)	na	9208	1244	1010	3299	0	329
7 Gopibhav d New Ind	17632.50 (3)	na	8347	10	219	2820	1140	0
8 Sarva Priy New Ind	16326.00 (1)	+231%	8118	0	0	0	0	5
9 Tusta Bala May Ind	13689.00 (1)	na	3736	2200	898	3400	0	93
10 Balai Vraj May Ind	13329.00 (2)	+8%	5450	800	874	4768	0	268
11 Gokuleshwa Mum Ind	11590.00 (1)	na	899	0	12255	14658	0	5
12 Harish Can Mum Ind	10303.50 (2)	-65%	3908	429	2009	4216	0	9
13 Gopal Bala May Ind	10039.50 (2)	na	3003	0	338	1058	0	206
14 Sunder Mad New Ind	9225.25 (1)	+27%	4293	118	240	1605	0	0
15 Ratnanga A May Ind	8291.00 (2)	-24%	3621	431	858	756	0	176
16 Sahasra Ne New Ind	7496.00 (1)	+38%	3748	0	0	0	0	0
17 Madhusunda New Ind	7188.00 (1)	-32%	3444	0	0	1200	0	0
18 Guna Dayam Mum Ind	7012.00 (1)	na	3105	0	289	902	0	12
19 Bhagavat A Mum Ind	6770.00 (1)	+76%	2453	176	315	3674	0	17
20 Sabda Brah May Ind	6565.50 (1)	na	1347	1593	2224	634	0	28
21 Radhika Kr New Ind	6246.00 (1)	na	3106	0	0	120*	40*	0
22 Subal Gour May Ind	6017.50 (2)	na	2311	2	34*	178*	0	151
23 Prema Bhak May Ind	5988.00 (1)	na	935	1069	3247	5702	0	4
24 Prasannya May Ind	4951.00 (1)	na	2230	0	973	18	0	38
25 Kripanidhi May Ind	4803.50 (1)	na	1461	255	1018	510	0	37
26 Prematma G May Ind	4742.75 (2)*	na	1579	0	60*	171*	0	122
27 Ananta Ach May Ind	4212.00 (1)	-57%	1699	0	795	1666	0	160
28 Radha Krsn Mum Ind	3636.50 (1)	-81%	1339	290	642	1390	0	59
29 Dwibhuj Go May Ind	3231.00 (1)	na	1370	81	446	748	0	129
30 Tusta Ram May Ind	3131.50 (1)	na	1284	277	346	454	0	61
31 Rukmini Va May Ind	2663.50 (1)	na	810	345	780	1234	0	35
32 Bk Sourav May Ind	2622.00 (1)	na	915	345	456	876	0	40
33 Bhaktiman May Ind	2120.50 (1)	na	767	0	651	1044	0	69
34 Purnananda May Ind	1915.00 (1)	na	945	0	0	100	0	84
35 Bharadwaj May Ind	1899.00 (1)	na	888	123	0	0	0	72
36 Amiya Vila May Ind	1697.50 (1)	-77%	805	35	105	0	0	57
37 Braja Hrid May Ind	1367.50 (1)	na	683	0	3	0	0	63
38 Bimal Madh May Ind	1330.00 (1)	-79%	661	0	0	32	0	72

(%)Change compared  
to Jan-Jul 2023

(\*)Better than  
last year

343 Worldwide Temples - Book Points for the year 2024



World Sankirtan Newsletter  
 TOP 50 INDIVIDUALS (CUMULATIVE)  
 January thru July, 2024

Individuals			Points (Months)	% Change	M-Big Books	Big Books	Medium Books	Small Books	BTGs Mags	Full Sets
1	Bk Kevin	LA USA	40228.00 (7)*	na	2502*	611	1063	10817*	0	1
2	Bhrgupati	LA USA	33788.75 (7)	+46%	12793	4774	5892	1787	0	5
3	Paramesvar	Yps USA	19977.50 (6)	-20%	5376	6318	1190	9250	0	0
4	Madhusunda	New Ind	18924.00 (5)*	na	7887*	0	2910	5910*	375	5
5	Harish Can	Mum Ind	18562.50 (5)*	na	7191*	778*	2830*	6942*	0	13
6	Bhaktiman	May Ind	16159.50 (6)*	+117%	6717*	0	2348	3614	0	69
7	Hemagiri d	Mum Ind	15905.25 (7)*	+33%	5921*	986*	2115*	7791*	0	13
8	Kamal Naya	Mum Ind	15239.00 (6)	-17%	2856	15	1222	35604	0	3
9	Ananta Ach	May Ind	12878.75 (6)	+33%	3885*	0	4718	7183	0	50
10	Subal Gour	May Ind	12732.75 (5)	+50%	6249	0	187	565	0	28
11	Yoga Nrisi	May Ind	12211.75 (5)	-6%	2648	2459*	3963	9757	0	22
12	Sukhamay B	May Ind	11489.50 (5)	-31%	3092	2966	3795	1192	0	26
13	Prema Sank	LA USA	10596.50 (7)	-31%	3537	2029	2389	778	0	3
14	Abhimanyu	Atl USA	9775.50 (7)*	na	2966*	3031*	1494*	118*	0	18

15	Sunder Mad	New Ind	9276.00(4)	+2%	2458	320*	2000	11860*	750	0
16	Gopal Bala	May Ind	9227.50(5)	+37%	4465	10	107	936	0	83
17	Braja Hrid	May Ind	9224.75(6)*	na	4300*	0	94	439*	0	30
18	Bhagavat A	Mum Ind	8451.75(6)	+17%	3611	153	250	3807	0	69
19	Matsya d	Atl USA	8286.50(7)*	na	3179*	1386*	860*	18*	0	62
20	Prema Bhak	May Ind	7310.75(4)	-54%	1461	470	4647	5373	0	20
21	Dvijamani	SD USA	7278.00(7)	+45%	2062	1599	2265	1690	0	9
22	Bk Nick	Atl USA	7163.00(5)	na	2155	2244	1208	20	0	12
23	Sacitanoy	LA USA	7147.00(7)	-9%	952	3627	3165	134	0	0
24	Bhakta Ava	LA USA	7056.45(6)*	na	2224*	1338*	1294*	2349*	2	26
25	Panchajany	May Ind	7035.00(3)	-38%	3502	0	20	84	0	10
26	Radha Krsn	Mum Ind	6924.50(4)*	na	1892*	868*	1640*	3650*	0	58
27	Bk Jacob	Atl USA	6827.25(5)	na	2352	1477	1247	91	0	24
28	Sacipriya	May Ind	6776.00(5)	+35%	1078	1853*	2598	5440	0	14
29	Dwibhuj Go	May Ind	6564.25(6)	+85%	2353	239	1404	2085	0	24
30	Sri Krsna	Mum Ind	6318.00(3)	na	3053	116	73	238	0	6
31	Kripanidhi	May Ind	6168.00(4)	-30%	2253	496	1551	1562	0	46
32	Venkat Bha	May Ind	6141.00(2)*	na	396	134	8588*	3684*	0	0
33	Jita Giris	Atl USA	5904.25(5)*	na	1904*	1528*	1050*	29*	0	16
34	Prematma G	May Ind	5742.00(5)	+25%	2751	1	130	696	0	54
35	Jay Brajes	May Ind	5642.25(7)	+25%	1765	0	1648	2705	0	41
36	Jagadish P	May Ind	5573.50(6)	na	1062	0	2973	7852	0	32
37	Ajanma Kri	New Ind	5526.50(2)*	na	2237	40*	0	3810*	600	0
38	Jayananda	May Ind	5408.00(3)*	+11%	1463	1450*	1451*	650*	0	65
39	Ratnanga A	May Ind	5009.50(7)*	na	1019	1367*	1457*	1200*	0	16
40	Bk Sourav	May Ind	4895.00(2)	+95%	1241	1230*	1634*	456	0	16
41	Patit Uddh	May Ind	4822.00(4)	-33%	1277	1592*	1158*	388	0	32
42	Amiya Vila	May Ind	4819.50(4)	+13%	1395	1392*	766	730*	0	9
43	Gopibhav d	New Ind	4811.00(2)*	na	988	275*	1348*	6440*	1680	3
44	Sabda Brah	May Ind	4808.00(4)	-64%	1488	699	1475	1582	0	21
45	Govardhan	SD USA	4777.25(7)	+51%	672	1281	2980	2627	0	0
46	Subikram B	May Ind	4510.00(1)	-34%	1005	2500	0	0	0	15
47	Cakravarti	Mum Ind	4492.75(6)*	na	1682	67	230	3787*	0	5
48	Nidra dd	Den USA	4421.00(7)	+42%	1446	748	674	1344	0	25
49	Purnananda	May Ind	4304.25(5)	-2%	1828	0	59	459	0	31
50	Rukmini Va	May Ind	4237.00(2)	+6%	1125	1221*	458	1356*	0	32

(%)Change compared  
to Jan-Jul 2023

(\*)Better than  
last year



Books and japa beads, Yamunapati dasa, San Diego, California

#### FAIR PLAY RULES

1997 GBC Resolution #103: That the score system for the Sankirtan Newsletter is changed to include the following for individual distribution:

1. The category "Regular"
  - (a) to count only literature which is actually sold for some profit (ideally double BBT price) and given into the hands of the receivers personally.
  - (b) literature distributed by accepting post dated checks shall only be counted when at least the BBT price has been received.
2. The new category "Subsidized" for the following methods of distribution for individuals:
  - (a) devotees working in teams of two or more and recording their group effort as one score.
  - (b) subsidized books which are sold for BBT price or less.



(c) sponsored books which are given to people who can value them (i.e. VIPs, libraries, schools, prisons, etc.).

Those individuals who are doing these types of subsidized distribution must specify it when reporting scores to the newsletter. Temple and Country scores stay the same. There is no need to report temple scores in two categories.

### 3. Free distribution

Free distribution by individuals and temples who give out literature free of cost shall not be counted in the newsletter (except as provided for in "Subsidized" above).

Note: Individuals distributing an unusually large number of books will automatically be put in the Special Teams Unlimited (Subsidized) category unless they explain why they belong in the Regular category.

The Regular category in the Sankirtan Newsletter is for devotees who approach people one-on-one and personally give them books, getting at least the book cost from each person.

The Team category (or Special Teams Unlimited category) is for everything else, including corporate book distribution, sponsored books, donated books, books sold below BBT cost, groups of two or more devotees, special temple programs, and devotees getting extra help in any other way which other devotees do not have equal access to and which makes it unfair to be included in the Regular category.

95% of all books must be purchased from your local BBT (2004 GBC Res #411).

Thank you for making the Sankirtan Newsletter more useful, meaningful, fair and transparent.

Copyright BBTI, All rights reserved. Editing of data expressly prohibited. Re-publication by written permission only.