

Please accept my humble obeisances. All glories to Srila Prabhupada!

In June, Moscow had the biggest increase over the previous year in the Maha-Large Temple category, with 4,017 book points – a 175% increase. Despite the war, the sankirtana devotees in Russia and Ukraine still distribute books – a nice example of transcendently united nations. In the Medium Temple category, Salem increased by 175%, with 6,460 book points. Simultaneously, the devotees are building a solid-stone temple there. In the Small Temple category, Tarakeswar in West Bengal was No. 1, with 26,005 book points, way ahead of every other small temple. West Bengal has no lack of people to distribute books to – it is one of the most densely populated areas in the world. Also in the Small Temple category, Kishinev in Moldova had the biggest increase, 264%, with 506 book points.

Your servant,
Vijaya Dasa
iskconbookdistribution.com

For the latest results and to send in your scores go to WSNmobile.com.
Now with instant results when you enter your own scores.

WORLD		WORLD	SANKIR	NEWS	LETTER
WWW		WWW	SSS TAN	NEWS	NEW
WWW		WWW	SSS SSS	NEWSLE	NEW
WWW	WWW	WWW	SSSSS	NEW NEWS	NEW
WWW	WORLD	WWW	SANKIR	NEW	NEWS NEW
WORLD	WORLD		SSS TAN	NEW	LETTER
WWW	WWW		SAN SSS	NEW	NEWSL
WW	WW		KIRTAN	NEWSL	ETTER

WORLD SANKIRTAN NEWSLETTER

June 2023 7/30/23

For the pleasure of Srila Prabhupada this page contains the following results for the month of June 2023.

World Totals	Page 2
Monthly Congregation and Weekend Warriors	Page 2
Monthly Continents	Page 3
Monthly Arabic Temple Distribution	Page 3
Monthly Top Ten Temples by Size	Page 3
Monthly Top Ten Temples by Continent	Page 4
Monthly Top Teams and Individuals	Page 5
Monthly Arabic Individual Distributors	Page 5
Monthly All Countries	Page 6

Monthly All Temples	Page 7
Monthly All Prabhupada Diksa Disciples	Page 8
Cumulative Top Ten Countries	Page 9
Cumulative Top Ten Temples	Page 9
Cumulative Top 50 Individuals Worldwide	Page 9

All glories to your service,
Your servant, Mayapur Sasi dasa

206 Worldwide Temples - Book Points for June, 2023



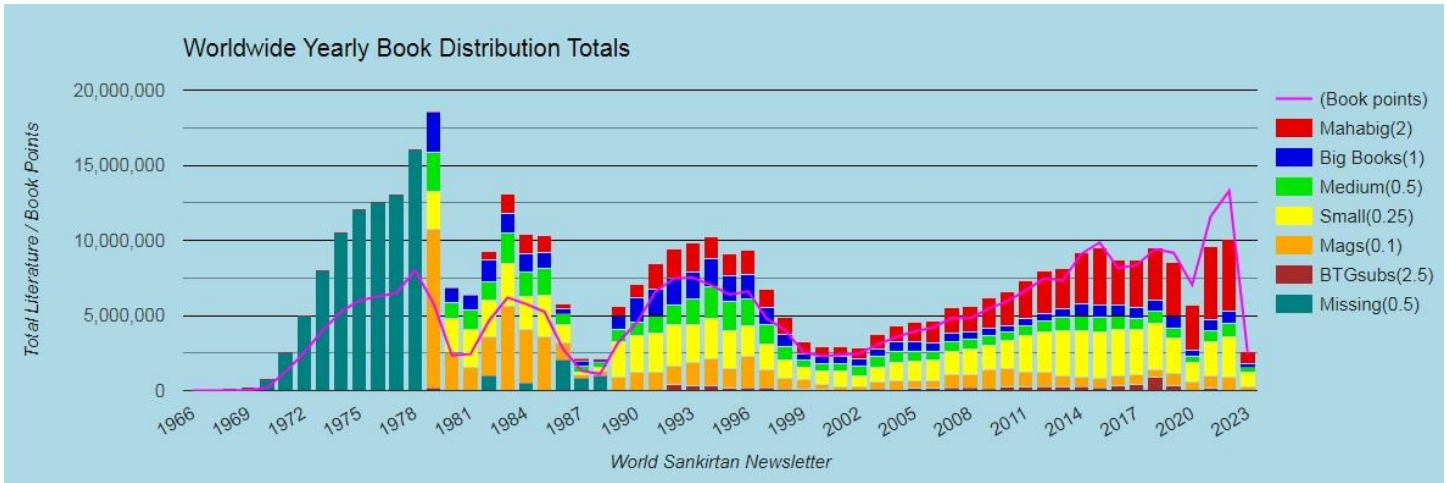
**** Page 2 ****

```

* * * * *
*           -- OFFERING TO SRILA PRABHUPADA --           *
*
*   During the month of June 2023, 207 temples reported   *
*   distributing the following number of books:           *
*
*           134,108 Maha-big books                        *
*           37,846 Big books                              *
*           58,693 Medium books                          *
*           196,599 Small books                          *
*           37,293 Magazines                              *
*           1,251 BTG subscriptions                      *
*           1,521 Full sets                              *

```

*
 * 472,045 literatures for the month *
 * 2,588,609 literatures year-to-date *
 * 585,820,129 literatures worldwide since 1965 *
 *
 * All glories to Srila Prabhupada! *
 * * * * *



WORLDWIDE BOOK DISTRIBUTION
 Total Literatures Distributed

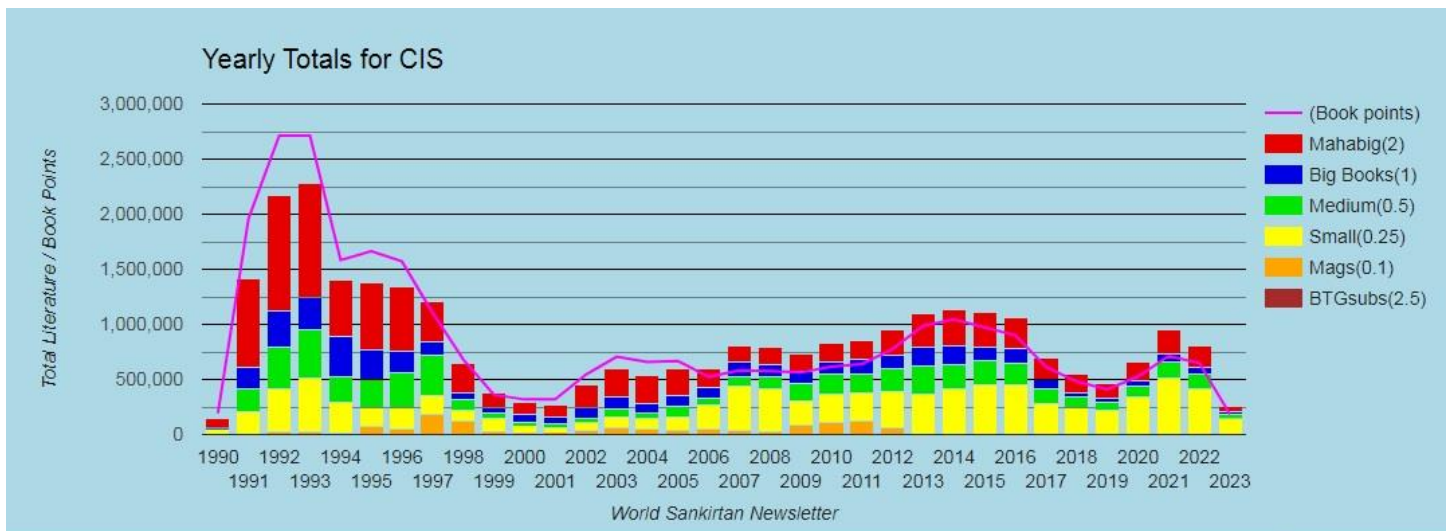
World Sankirtan Newsletter
 CONGREGATIONAL PREACHING
 June 2023

Congregation and Weekend Warriors		% Points Change	M-Big Books	Big Books	Medium Books	Small Books	BTGs Mags
1 Nama Hatta Dept	May Ind	12992.00*+111%	3380	1894*	2293*	9886*	0
2 WW Toronto WW	Tor Can	2006.50*+199%	719*	154*	447*	316*	0
3 WW Jiva Daya Mar	Bal USA	581.00 +18%	206	0	122*	0	0
4 WW Weekend Warri	Bha Eng	95.25* +17%	22*	15	45*	55*	0

(%)Change compared to monthly average (*)New record for this year

World Sankirtan Newsletter
MONTHLY CONTINENTS
June 2023

Continent (temples)	Points	% of World	M-Big Books	Big Books	Medium Books	Small Books	BTGs Mags	Full Sets
1 Asia (36)	305494.40	70%	101242	13059	29912	115718	41317	1308
2 CIS (76)	49206.00	11%	13414	3608	10971	44426	0	75
3 North America (19)	42671.20	10%	11003	8655	8865	17116	950	92
4 Europe (49)	24339.40	6%	5768	3818	7622	12279	964	28
5 Latin America (14)	10887.80	2%	654	8344	574	2460	998	9
6 Australasia (4)	4444.60	1%	1749	177	301	1764	161	5
7 Africa (9)	1822.90	0%	278	185	448	2836	409	4

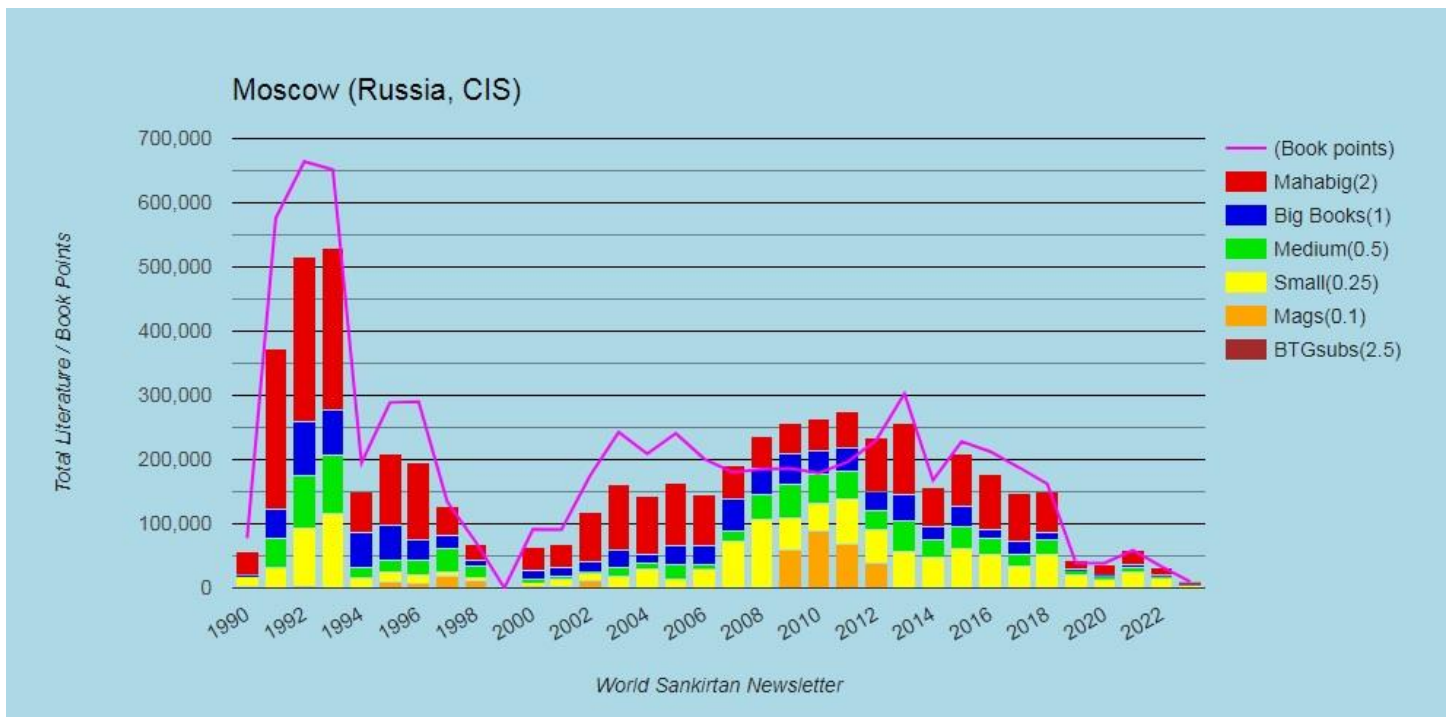


World Sankirtan Newsletter
ARABIC BOOK DISTRIBUTION BY TEMPLE
June 2023

Special Promotion Arabic Mahabig 6 pts each, Arabic Small 3 pts each

Temples (size)	Points	Arabic M-Big	Arab Big	Arabic Medium	Arab Small	Arab Mags
1 Simhachalam (M)	Ger 372.00	0	0	0	124	0
2 Los Angeles (L)	USA 336.00	21	0	0	70	0
3 Goloka Dhama (S)	Ger 207.00	0	0	0	69	0
4 New Mayapur (M)	Fra 156.00	26	0	0	0	0
5 Munich (S)	Ger 150.00	0	0	0	50	0

6	Cologne (Gauradesh)	Ger	132.00	0	0	0	44	0
7	Milan (M)	Ita	54.00	9	0	0	0	0
8	Paris Yoga Lyrics	Fra	30.00	2	0	0	6	0
9	Paris (S)	Fra	18.00	1	0	0	4	0
10	Leipzig (S)	Ger	15.00*	0	0	0	5*	0
11	RupanugaVedicColle	USA	15.00	0	0	0	5	0
12	Berlin (S)	Ger	12.00	0	0	0	4	0
13	Austin (S)	USA	9.00	0	0	0	3	0
14	Toronto (S)	Can	6.00	1	0	0	0	0
15	Nuernberg (MS)	Ger	6.00	0	0	0	2	0
16	Lisbon (S)	Por	6.00	0	0	0	2	0
17	Liebenau (S)	Ger	6.00	0	0	0	2	0
18	Bhaktivedanta Mano	Eng	3.00	0	0	0	1	0
19	Genova (MS)	Ita	3.00	0	0	0	1	0
20	Langenthal (S)	Swi	3.00	0	0	0	1	0



World Sankirtan Newsletter

TOP TEN TEMPLES BY SIZE

June 2023

			% Points Change	M-Big Books	Big Books	Medium Books	Small Books	BTGs Mags	Full Sets
TOP TEN LARGE TEMPLES (41+ devotees)									
1	Mayapur	Ind	98155.25 +22%	27919	4347*	23673*	31111*	23000*	550
2	Mumbai-Juhu	Ind	51422.00 +8%	20425	1503	1497	17226	0	128
3	Vrindavan	Ind	23607.75 -51%	5762	3316	0	32033	432	25
4	Los Angeles	USA	13777.00 +15%	3353	3341	4092	2750	0	30
5	Pune	Ind	12771.85 -45%	5102	371	144	5899*	96	21
6	Tirupati	Ind	10579.15* +45%	4677*	942*	99	905	74	0
7	Mumbai-Chowpatty	Ind	7190.25 +6%	1632	24	335	2711	7164*	3
8	Moscow	Rus	4017.25*+195%	1377*	90	258*	2377*	0	15
9	St. Petersburg	Rus	3940.00*+107%	1252*	319*	617*	3234*	0	0
10	Bhaktivedanta Mano	Eng	2286.00* +32%	556*	276	1223	631*	0	4

TOP TEN MEDIUM TEMPLES (21-40 devotees)

1	New Delhi (Punj.Bag)	Ind	13965.50 +29%	6739	45	410	750	500	0
2	Salem	Ind	6460.00*+175%	1478*	26	118	5306	130	76
3	Bharuch	Ind	4793.65 -12%	1883	7	8	1029	1474*	17
4	Pandharpur	Ind	3880.00 na	1500	230	650	1300	0	0
5	Bhopal	Ind	3848.50 -38%	1716	67	147	528	0	9
6	San Diego	USA	3836.50*+111%	1195*	863*	842	650	0	0
7	Buenos Aires	Arg	3606.00* +53%	297	2278*	444	1400	0	6
8	New Mayapur	Fra	3470.95* +77%	1326	44	412	501	157	9
9	New York City	USA	3282.50*+148%	707*	546*	546*	3910*	0	2
10	Baroda	Ind	3020.00* +46%	1279*	104	102	1084*	0	2

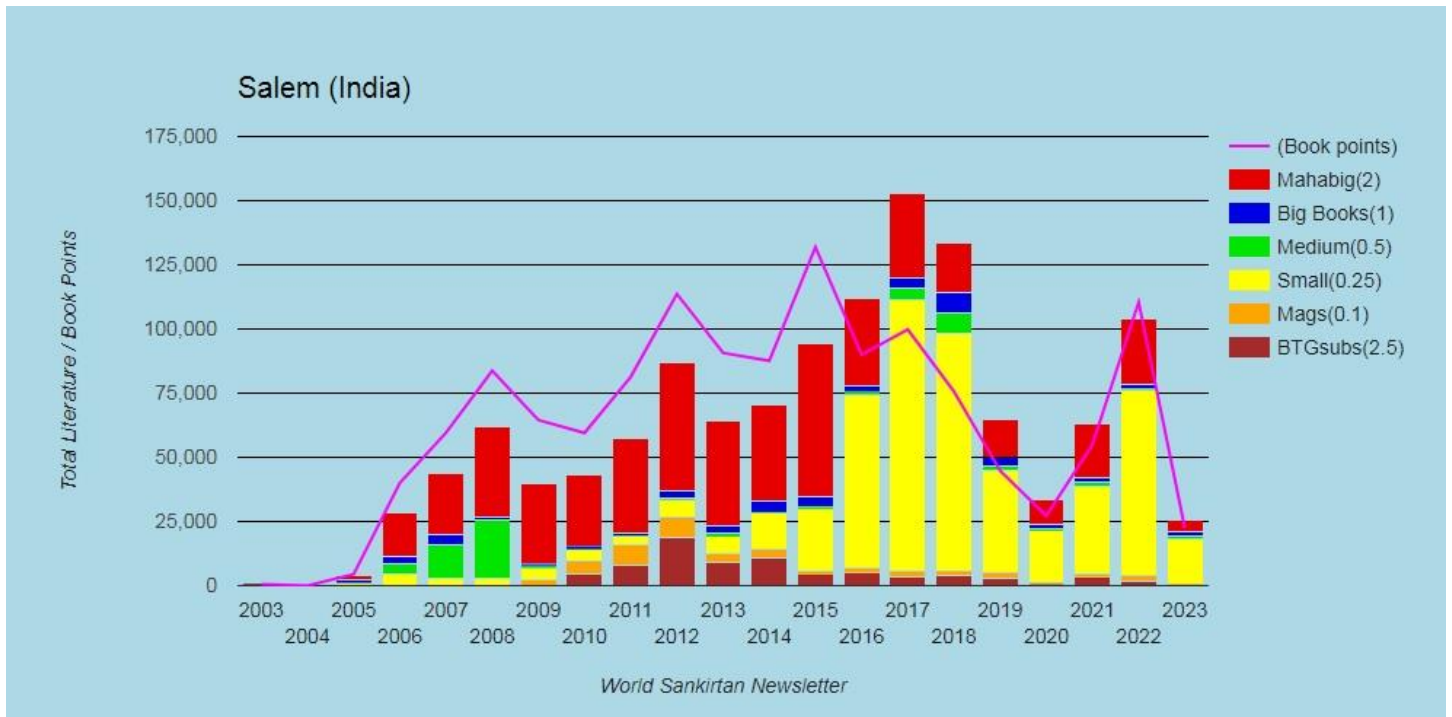
TOP TEN SMALL TEMPLES (6-20 devotees)

1	Tarakeswar	Ind	26005.00 na	8260	1000	250	800	2400	240
2	Surat	Ind	17902.00* +89%	5859	90	284	5676*	150	139
3	Moscow-Goloka Dham	Rus	6669.75 -69%	2535	284*	830*	3603*	0	0
4	Ypsilanti	USA	3995.00 +32%	1016	1216	364*	2260*	0	0
5	Moscow-Gita Nagari	Rus	3912.25* +44%	1167*	175*	840*	3933*	0	0
6	Kurmagram	Ind	3790.50 +79%	1021	7	0	54	0	61
7	Chandigarh	Ind	3419.00* +17%	1411*	42	164	1102	42	6
8	Moscow-Nagornaya	Rus	3369.25 -46%	731	280	878	4393*	0	5
9	Solapur	Ind	3162.50 -12%	1500*	50	100	250	0	0
10	Cueramaro	Mex	3102.50 +23%	97	2688	85	424	0	3

TOP TEN MAHA-SMALL TEMPLES (1-5 devotees)

1	Baltimore	USA	581.00 -17%	206	0	122*	0	0	3
---	-----------	-----	-------------	-----	---	------	---	---	---

2	Kishinev	Mol	506.00*	+264%	85*	0	507*	330*	0	0
3	Sofia	Bul	482.25	-24%	45	129	265*	523	0	0
4	Porto Alegre	Bra	337.20	-55%	10	312	0	4	42	0
5	Sevastopol	Rus	334.25	-19%	68	19	72	573*	0	0
6	Bologna	Ita	327.50	+19%	157	0	27	0	0	0
7	Reunion Island	Fra	283.25	-12%	94	9*	15	27	0	2
8	Genova	Ita	227.50	-59%	47	0	260	3	0	0
9	Brahmapur	Ind	178.25	-2%	84	0	0	17	60*	0
10	Bhaktiloka	SVK	156.00*	-2%	13*	130*	0	0	0	0



**** Page 4 ****

World Sankirtan Newsletter
 TOP TEN TEMPLES BY CONTINENT
 June 2023

	%	M-Big	Big	Medium	Small	BTGs	Full
Points	Change	Books	Books	Books	Books	Mags	Sets

TOP TEN TEMPLES - ASIA

1	Mayapur	Ind	98155.25	+47%	27919	4347	23673	31111	23000	550
2	Mumbai-Juhu	Ind	51422.00	+30%	20425	1503	1497	17226	0	128
3	Tarakeswar	Ind	26005.00	na	8260	1000	250	800	2400	240
4	Vrindavan	Ind	23607.75	-42%	5762	3316	0	32033	432	25
5	Surat	Ind	17902.00	+127%	5859	90	284	5676	150	139

6	New Delhi (Punj.Bag	Ind	13965.50	+93%	6739	45	410	750	500	0
7	Pune	Ind	12771.85	+11%	5102	371	144	5899	96	21
8	Tirupati	Ind	10579.15	+74%	4677	942	99	905	74	0
9	Mumbai-Chowpatty	Ind	7190.25	+33%	1632	24	335	2711	7164	3
10	Salem	Ind	6460.00	+230%	1478	26	118	5306	130	76

TOP TEN TEMPLES - CIS

1	Moscow-Goloka Dham	Rus	6669.75	-38%	2535	284	830	3603	0	0
2	Moscow	Rus	4017.25	+269%	1377	90	258	2377	0	15
3	St. Petersburg	Rus	3940.00	+159%	1252	319	617	3234	0	0
4	Moscow-Gita Nagari	Rus	3912.25	+80%	1167	175	840	3933	0	0
5	Moscow-Nagornaya	Rus	3369.25	+9%	731	280	878	4393	0	5
6	Perm	Rus	2890.50	+157%	965	33	120	590	0	21
7	Omsk	Rus	2343.50	+33%	442	218	638	2898	0	6
8	Berdsk	Rus	2037.50	+23%	110	53	2060	2938	0	0
9	Chebaksaryu	Rus	1963.25	na	613	122	65	315	0	20
10	Krasnodar	Rus	1401.25	+45%	229	276	694	1281	0	0

TOP TEN TEMPLES - NORTH AMERICA

1	Los Angeles	USA	13777.00	+38%	3353	3341	4092	2750	0	30
2	Ypsilanti	USA	3995.00	+59%	1016	1216	364	2260	0	0
3	San Diego	USA	3836.50	+164%	1195	863	842	650	0	0
4	New York City	USA	3282.50	+396%	707	546	546	3910	0	2
5	Alachua	USA	2606.65	+16%	622	441	570	1881	404	4
6	New York Queens	USA	2349.25	+272%	502	122	392	221	0	27
7	RupanugaVedicColle	USA	2200.50	+202%	527	639	563	849	0	0
8	Toronto	Can	2006.50	+267%	719	154	447	316	0	3
9	Houston	USA	1636.50	+80%	492	301	33	764	0	4
10	Laguna Beach	USA	1465.70	+147%	404	305	48	1054	80	1

TOP TEN TEMPLES - EUROPE

1	New Mayapur	Fra	3470.95	+113%	1326	44	412	501	157	9
2	Bhaktivedanta Mano	Eng	2286.00	+99%	556	276	1223	631	0	4
3	Simhachalam	Ger	1500.75	+87%	152	276	682	955	0	0
4	Villa Vrndavana	Ita	1331.50	+225%	415	0	859	0	0	2
5	Budapest	Hun	1283.95	+33%	487	61	17	725	592	0
6	Prague	Cze	1121.75	+39%	81	898	0	247	0	0
7	Zurich	Swi	1055.50	+72%	291	373	44	170	0	1
8	Prabhupada Bhavan-	Cze	977.75	-25%	117	735	0	35	0	0
9	Milan	Ita	959.50	-36%	137	0	1090	418	0	0
10	Ljubljana	Slo	893.25	+60%	170	58	222	1537	0	0

TOP TEN TEMPLES - LATIN AMERICA

1	Buenos Aires	Arg	3606.00	+84%	297	2278	444	1400	0	6
2	Cueramaro	Mex	3102.50	+48%	97	2688	85	424	0	3
3	Balneario Camboriu	Bra	849.60	+57%	52	709	0	6	351	0

4	Santiago	Chi	847.50	-3%	40	720	0	190	0	0
5	Curitiba	Bra	777.15	+51%	48	633	0	49	359	0
6	Mexico City	Mex	400.00	+92%	40	320	0	0	0	0
7	Porto Alegre	Bra	337.20	-46%	10	312	0	4	42	0
8	Florianopolis	Bra	312.85	-23%	9	266	0	17	246	0
9	Lima	Per	236.25	+30%	35	160	0	25	0	0
10	Bogota	Col	191.75	-1%	15	122	0	159	0	0

TOP TEN TEMPLES - AUSTRALASIA

1	Sydney-North	Aus	2926.85	+93%	1287	59	120	655	161	2
2	Auckland Loft	New	1410.75	+100%	432	107	157	1013	0	3
3	Wellington	New	84.50	-67%	27	9	11	64	0	0
4	Hamilton	New	22.50	-22%	3	2	13	32	0	0

TOP TEN TEMPLES - AFRICA

1	Durban	Sou	722.25	+80%	166	142	52	601	0	3
2	Bon Accueil	Mau	332.25	+22%	0	0	210	909	0	0
3	Sandton	Sou	200.55	+99%	27	13	69	335	153	0
4	East London(SA)	Sou	138.20	+999%	38	0	0	102	7	1
5	Nairobi	Ken	124.25	-54%	25	19	39	139	10	0
6	Blantyre	Mal	109.55	na	19	0	18	249	3	0
7	Swedru	Gha	89.00	na	0	8	60	120	210	0
8	Pietermaritzburg	Sou	79.60	+325%	0	0	0	308	26	0
9	Gaborone	Bot	27.25	+33%	3	3	0	73	0	0

**** Page 5 ****

World Sankirtan Newsletter
WEEKEND WARRIORS, SPECIAL TEAMS, SPONSORED BOOKS ETC
June 2023

Individuals			% Points Change	M-Big Books	Big Books	Medium Books	Small Books	BTGs Mags	Full Sets	
1	Sitaram d	Mum Ind	28066.50	+40%	12986	613	189	3100	0	24
2	HH Jayapataka Sw	May Ind	11679.75	-15%	4271	11	2174	6143	0	14
3	HH Bhakti Vijay	May Ind	9166.75	+85%	2007	56	1532	2275	0	125
4	Cakravarti d	Mum Ind	6849.75	+49%	3062	205	313	1025	0	3
5	Radha Krsna d	Mum Ind	6412.75	+104%	1542	233	396	935	0	74
6	Kamalapati d	May Ind	5294.00	+17%	1588	193	66	224	0	71

(%)Change compared
to monthly average

(*)New record
for this year

World Sankirtan Newsletter

TOP 50 INDIVIDUALS

June 2023

Individuals				Points	% Change	M-Big Books	Big Books	Medium Books	Small Books	BTGs Mags	Full Sets
1	Balai Vrajaraja	May	Ind	4085.00*	+365%	1323*	300*	300*	500*	0	32
2	Paramesvara d	Yps	USA	3995.00	+32%	1016	1216	364*	2260*	0	0
3	Bk Biswajit	May	Ind	3376.00*	+332%	1111*	0	3	2	0	32
4	Prema Sankirtan	LA	USA	3183.75	+58%	835	658*	788*	706*	0	1
5	Ratnanga Achyuta	May	Ind	3117.00*	+544%	1022*	145*	165*	430*	0	30
6	Bhagavat Katha d	Pun	Ind	3015.75*	+29%	1293*	48*	13	1069	0	4
7	Amiya Vilas d	May	Ind	2998.75*	+432%	1408*	0	3	5	0	5
8	Sanak Sanatan d	Pun	Ind	2908.75	na	1194	49	0	1167	0	5
9	Kamal Nayan Gaur	Mum	Ind	2596.50	+1%	654	0	271*	4612	0	0
10	Patit Uddhar Gov	May	Ind	2454.00*	+94%	877	31*	90*	192*	0	16
11	Sunanda d	NY	USA	2204.00*	+283%	502*	102	192	120	0	27
12	Bhrgupati d	LA	USA	2104.00	-42%	712	414	421	78	0	1
13	Bhagavat Ashraya	Mum	Ind	2092.25*	+88%	691*	75	150	729	0	16
14	Sukhamay Bishamb	May	Ind	2048.00	-19%	557	387	931	254	0	1
15	Sacinandan Bhagw	Pun	Ind	1901.75*	+46%	795*	7	7	413*	0	6
16	Vijaya d	SD	USA	1816.00*	+38%	739*	338*	0	0	0	0
17	Subikram Baladev	May	Ind	1610.00	+18%	679	0	0	0	0	7
18	Prema Bhaktiprak	May	Ind	1486.00	-42%	135	29	1370	2008	0	0
19	Sabda Brahma d	May	Ind	1480.00	-28%	393	206	579	218	0	4
20	Rsi Kumar d	Rup	USA	1362.75*	+309%	342*	356*	365*	561*	0	0
21	Narahari d	May	Ind	1335.75*	+216%	376*	0	13*	5	0	16
22	Tusta Ram d	May	Ind	1289.25	+57%	423	40	192*	221*	0	7
23	Acyutatma d	St.	Rus	1224.75*	+912%	476*	35	89	773*	0	0
24	Rukmini Vallava	May	Ind	1212.00	+16%	331	100*	80	200*	0	14
25	Sandhartha Krish	May	Ind	1196.00	-33%	399	100	100	200	0	8
26	Dvijamani d	SD	USA	1172.75*	+38%	346*	246*	361*	217	0	0
27	Revati dd	Mos	Rus	1132.00	na	368	0	0	0	0	12
28	Prasannya Saci P	May	Ind	1081.50*	+167%	97	0	1463*	48*	0	4
29	Venudhari Krishn	Pun	Ind	1045.75*	+13%	299	182*	44*	975*	0	0
30	Purnananda d	May	Ind	1039.25*	+88%	320	6*	50	249	0	11
31	Bhaktiman Gadadh	May	Ind	1031.00	+2%	223	3	532	832	0	3
32	Yoga Nrisimha d	May	Ind	1002.00	-51%	223	94	553	670	0	1
33	Muniraj Nimai d	Pun	Ind	1000.00	na	500	0	0	0	0	0
34	Bk Sourav	May	Ind	920.50*	+50%	295	24*	57*	104*	0	9
35	Jay Brajeswar d	May	Ind	918.75	+14%	250	0	190	287	0	7
36	Sadhu Sevak d	May	Ind	912.00	+49%	271	0	11	90	0	14
37	Ananta Acharya d	May	Ind	879.50	-60%	97	3	688	1066	0	2
38	Panchajanya Kesh	May	Ind	867.25	-49%	338	3	0	33	0	5
39	Pandu Suta d	Mum	Ind	856.00*	+115%	203	290*	0	640	0	0
40	Govardhan d	SD	USA	847.75	+21%	110	279*	481	433	0	0
41	Dhritihari d	May	Ind	780.25	+21%	137	0	488*	41	0	7

42	Bimal Madhava d	May Ind	735.25	+33%	236	3	0	33	0	7
43	Somesh Rathi d	Ujj Ind	730.00	-21%	340	0	0	200*	0	0
44	Divyanga d	Ala USA	688.50	-36%	176	140	150	470*	40	0
45	Sacitanoy d	LA USA	684.50	-43%	81	355	273	15	0	0
46	Vitanka d	Bho Ind	670.50	-20%	323	8	12	42	0	0
47	Gauranga Pran d	Pun Ind	670.10	-14%	236	37	28	220	96	4
48	Hara d	Mum Ind	667.50*	+365%	10	5	0	2570*	0	0
49	Subal Gour d	May Ind	654.00	-56%	212	3	0	44	0	6
50	Nidra dd	Den USA	644.00*	+49%	127	177*	66	144*	0	4

(%)Change compared
to monthly average

(*)New record
for this year

World Sankirtan Newsletter

ARABIC BOOK DISTRIBUTORS

June 2023

Special Promotion Arabic Mahabig books 6 pts, Arabic Small books 3 pts

Individuals	Points	Arabic M-Big	Arab Big	Arabic Medium	Arabic Small	Arab Mags
1 Prema Sankirtan	LA USA 303.00	19	0	0	63	0
2 Munindra Gana d	Sim Ger 291.00*	0	0	0	97	0
3 Govinda Kunda d	Gol Ger 207.00	0	0	0	69	0
4 Paramatma Krsna	Mun Ger 126.00	0	0	0	42	0
5 Lilamrita dd	Col Ger 117.00	0	0	0	39	0
6 Bk Nagarjuna	Mil Ita 42.00	7	0	0	0	0
7 Sacitanoy d	LA USA 33.00	2	0	0	7	0
8 HH Janananda Gos	New Fra 30.00	0	0	0	10	0
9 Vedasara d	Sim Ger 30.00	0	0	0	10	0
10 Ajita Gaurangi	Mun Ger 24.00	0	0	0	8	0
11 Bk Moritz	Kol Ger 15.00	0	0	0	5	0
12 Mitravinda dd	Lei Ger 15.00	0	0	0	5	0
13 Gaura Nataraj d	New Fra 15.00	0	0	0	5	0
14 Ekanath d	New Fra 15.00	0	0	0	5	0
15 Madhava Caitanya	Mil Ita 12.00	2	0	0	0	0
16 Bhakta Avatar d	RVC USA 9.00	0	0	0	3	0
17 Dayal Nitai d	New Fra 6.00	0	0	0	2	0
18 Maha Man d	Ber Ger 6.00	0	0	0	2	0
19 Magadhari d	Rup USA 6.00	0	0	0	2	0
20 Bn Olga	Nue Ger 6.00	0	0	0	2	0
21 Thakur Haridas d	Sim Ger 6.00	0	0	0	2	0
22 Nitai Caran d	Lis Por 3.00	0	0	0	1	0
23 Bk Paul	Ber Ger 3.00	0	0	0	1	0
24 Priya Rani dd	Par Fra 3.00	0	0	0	1	0
25 Rupa Raghunatha	Lis Por 3.00	0	0	0	1	0
26 Subala Gopala d	Sim Ger 3.00	0	0	0	1	0
27 Amala Hari d	Lan Ger 3.00	0	0	0	1	0
28 Ojasvini Radha	Ber Ger 3.00	0	0	0	1	0
29 Bk Dean	Sim Ger 3.00	0	0	0	1	0

72 CIS Temples - Book Points for June, 2023



Yellow marker: Better than last year, Yellow circle: At least 10% better, Yellow star: Doubled it!, Blue marker: Less than last year

**** Page 6 ****

World Sankirtan Newsletter
ALL COUNTRIES
June 2023

Country (Temples)	Points	% Change	M-Big Books	Big Books	Medium Books	Small Books	BTGs Mags	Full Sets
1 India (29)	302541.15	+18%	100770	12621	28285	113687	41157	1299
2 Russia, CIS (68)	46868.50	+440%	12757	3230	10377	43032	0	75
3 United States (16)	39434.95	-62%	9901	8395	8203	16231	950	86
4 France (5)	4666.25	-8%	1778	59	573	681	190	12
5 Germany (13)	3798.00	+51%	487	652	1428	1956	0	4
6 Argentina	3606.00	-47%	297	2278	444	1400	0	6
7 Mexico (3)	3582.50	+9%	137	3088	85	424	0	3
8 Italy (7)	3482.00	-55%	872	0	3044	421	0	2
9 Canada (3)	3236.25	+36%	1102	260	662	885	0	6
10 Australia	2926.85	+138%	1287	59	120	655	161	2
11 Brazil (6)	2289.30	+23%	119	1928	0	94	998	0
12 United Kingdom	2286.00	-60%	556	276	1223	631	0	4
13 Czech Republic (3)	2245.00	-40%	206	1753	0	320	0	0
14 Bangladesh (3)	2235.25	-51%	345	196	1354	1689	160	9
15 Hungary (2)	1701.45	+76%	642	61	106	913	752	0
16 New Zealand (3)	1517.75	-54%	462	118	181	1109	0	3
17 Ukraine, CIS (6)	1262.25	-67%	354	328	36	833	0	0
18 South Africa (4)	1140.60	-12%	231	155	121	1346	186	4

19	Switzerland (2)	1110.25	+376%	295	396	64	214	0	1
20	Slovenia	893.25	-9%	170	58	222	1537	0	0
21	Chile	847.50	+4%	40	720	0	190	0	0
22	Holland	828.00	na	236	0	110	772	0	3
23	Lithuania (2)	797.50	+80%	25	74	72	2550	0	0
24	Japan (4)	718.00	+20%	127	242	273	342	0	0
25	Belarus, CIS	584.00	-47%	219	55	53	258	0	0
26	Portugal	544.45	na	183	26	56	467	22	0
27	Moldova, CIS (2)	515.75	+999%	88	0	507	345	0	0
28	Bulgaria (2)	493.50	-86%	45	129	275	548	0	0
29	Belgium	462.50	na	125	0	281	0	0	2
30	Croatia	443.75	na	15	175	20	915	0	0
31	Mauritius	332.25	-86%	0	0	210	909	0	0
32	Peru	236.25	-44%	35	160	0	25	0	0
33	Colombia	191.75	-45%	15	122	0	159	0	0
34	Slovakia	156.00	na	13	130	0	0	0	0
35	Greece	148.00	-66%	62	0	48	0	0	0
36	Uruguay	134.50	-12%	11	48	45	168	0	0
37	Kenya	124.25	na	25	19	39	139	10	0
38	Romania (2)	112.00	+6%	29	1	0	212	0	0
39	Malawi	109.55	na	19	0	18	249	3	0
40	Turkey	103.75	-19%	16	12	82	75	0	0
41	Ghana	89.00	na	0	8	60	120	210	0
42	Austria	43.25	-58%	9	11	16	25	0	0
43	Botswana	27.25	+132%	3	3	0	73	0	0

(%) Change compared
to June last year

**** Page 7 ****

World Sankirtan Newsletter

ALL TEMPLES

June 2023

Temples (size)		Points	% Change	M-Big Books	Big Books	Medium Books	Small Books	BTGs Mags	Full Sets
1	Mayapur (L)	Ind 98155.25	+22%	27919	4347*	23673*	31111*	23000*	550
2	Mumbai-Juhu (L)	Ind 51422.00	+8%	20425	1503	1497	17226	0	128
3	Tarakeswar (S)	Ind 26005.00	na	8260	1000	250	800	2400	240
4	Vrindavan (L)	Ind 23607.75	-51%	5762	3316	0	32033	432	25
5	Surat (S)	Ind 17902.00*	+89%	5859	90	284	5676*	150	139
6	New Delhi (Punj.Bag)	Ind 13965.50	+29%	6739	45	410	750	500	0
7	Los Angeles (L)	USA 13777.00	+15%	3353	3341	4092	2750	0	30
8	Pune (L)	Ind 12771.85	-45%	5102	371	144	5899*	96	21
9	Tirupati (L)	Ind 10579.15*	+45%	4677*	942*	99	905	74	0

10	Mumbai-Chowpatty (Ind	7190.25	+6%	1632	24	335	2711	7164*	3
11	Moscow-Goloka Dham	Rus	6669.75	-69%	2535	284*	830*	3603*	0	0
12	Salem (M)	Ind	6460.00*	+175%	1478*	26	118	5306	130	76
13	Bharuch (M)	Ind	4793.65	-12%	1883	7	8	1029	1474*	17
14	Moscow (L)	Rus	4017.25*	+195%	1377*	90	258*	2377*	0	15
15	Ypsilanti (S)	USA	3995.00	+32%	1016	1216	364*	2260*	0	0
16	St. Petersburg (L)	Rus	3940.00*	+107%	1252*	319*	617*	3234*	0	0
17	Moscow-Gita Nagari	Rus	3912.25*	+44%	1167*	175*	840*	3933*	0	0
18	Pandharpur (M)	Ind	3880.00	na	1500	230	650	1300	0	0
19	Bhopal (M)	Ind	3848.50	-38%	1716	67	147	528	0	9
20	San Diego (M)	USA	3836.50*	+111%	1195*	863*	842	650	0	0
21	Kurmagram (S)	Ind	3790.50	+79%	1021	7	0	54	0	61
22	Buenos Aires (M)	Arg	3606.00*	+53%	297	2278*	444	1400	0	6
23	New Mayapur (M)	Fra	3470.95*	+77%	1326	44	412	501	157	9
24	Chandigarh (S)	Ind	3419.00*	+17%	1411*	42	164	1102	42	6
25	Moscow-Nagornaya (Rus	3369.25	-46%	731	280	878	4393*	0	5
26	New York City (M)	USA	3282.50*	+148%	707*	546*	546*	3910*	0	2
27	Solapur (S)	Ind	3162.50	-12%	1500*	50	100	250	0	0
28	Cueramaro (S)	Mex	3102.50	+23%	97	2688	85	424	0	3
29	Baroda (M)	Ind	3020.00*	+46%	1279*	104	102	1084*	0	2
30	Sydney-North (M)	Aus	2926.85*	+29%	1287*	59	120	655*	161	2
31	Perm (M)	Rus	2890.50*	+114%	965*	33	120	590	0	21
32	Alachua (S)	USA	2606.65	-13%	622	441*	570	1881*	404	4
33	New York Queens (S	USA	2349.25*	+198%	502*	122	392	221	0	27
34	Omsk (S)	Rus	2343.50	-11%	442	218*	638*	2898	0	6
35	Bhaktivedanta Mano	Eng	2286.00*	+32%	556*	276	1223	631*	0	4
36	RupanugaVedicColle	USA	2200.50*	+151%	527*	639*	563*	849*	0	0
37	Berdsk (S)	Rus	2037.50*	-1%	110*	53*	2060	2938*	0	0
38	Toronto (S)	Can	2006.50*	+193%	719*	154*	447*	316*	0	3
39	Chebaksaryu (S)	Rus	1963.25	na	613	122	65	315	0	20
40	Houston (S)	USA	1636.50*	+50%	492	301	33	764	0	4
41	Lalmonirhat (S)	Ban	1623.00	na	258	150	1000	1260	160	5
42	Tirunelveli (S)	Ind	1553.80	-16%	300	20	32	776	4718	7
43	Simhachalam (M)	Ger	1500.75*	+56%	152	276	682*	955*	0	0
44	Laguna Beach (S)	USA	1465.70*	+106%	404	305*	48	1054	80	1
45	Atlanta (S)	USA	1441.75	+7%	406	201	257	121	0	9
46	Auckland Loft (S)	New	1410.75*	+66%	432*	107	157	1013*	0	3
47	Krasnodar (S)	Rus	1401.25	-3%	229	276	694*	1281*	0	0
48	Villa Vrndavana (L	Ita	1331.50*	+160%	415*	0	859*	0	0	2
49	Ufa New Vraja Mand	Rus	1316.50*	+68%	284	197*	518*	738*	0	4
50	Budapest (L)	Hun	1283.95	+11%	487	61	17	725*	592	0
51	Ujjain (L)	Ind	1246.75	-74%	494	54	27	477	0	3
52	Padayatra India (S	Ind	1175.75	-29%	309	31	0	2107	0	0
53	Prague (M)	Cze	1121.75	+16%	81	898	0	247*	0	0
54	Sochi (S)	Rus	1105.25*	+99%	365*	85	70	1021*	0	0
55	Zurich (S)	Swi	1055.50	+44%	291	373*	44	170*	0	1
56	Kolkata Newtown (M	Ind	1040.25	-77%	440	14	58	309	40*	1
57	Prabhupada Bhavan-	Cze	977.75	-40%	117	735	0	35	0	0
58	Milan (M)	Ita	959.50	-46%	137	0	1090	418	0	0
59	Panihati (S)	Ind	955.75	+13%	178	50	86*	1195	820	5

60	Montreal (S)	Can	922.25*	+60%	268	98*	199*	323*	0	3
61	Ljubljana (S)	Slo	893.25	+28%	170	58	222*	1537	0	0
62	Goloka Dhama (S)	Ger	874.00*	+331%	106*	143*	396*	381*	0	1
63	Denver (M)	USA	867.75	+25%	127	177*	66	899*	350	4
64	Balneario Camboriu	Bra	849.60	+5%	52*	709*	0	6	351	0
65	Santiago (S)	Chi	847.50	-19%	40	720	0	190	0	0
66	Izevsk (S)	Rus	844.50	-9%	166	25	136*	1390	0	2
67	Ufa (S)	Rus	839.00*	+50%	218*	113*	235*	690	0	0
68	Vladivostok (M)	Rus	831.00	-63%	173	49	253*	1238*	0	0
69	Amsterdam (S)	Hol	828.00	-51%	236*	0	110*	772	0	3
70	Kapurthala (S)	Ind	794.50	+66%	239	194	101	0	0	2
71	Curitiba (M)	Bra	777.15	+26%	48*	633	0	49	359	0
72	Saratov (S)	Rus	757.50*	+47%	197*	96	187	696*	0	0
73	Durban (L)	Sou	722.25	+50%	166*	142*	52*	601	0	3
74	Novorosiysk (S)	Rus	668.75*	+144%	189*	75*	102	659*	0	0
75	Krasnoyarsk (S)	Rus	613.25*	+63%	214*	27	85	463	0	0
76	Jamnagar (S)	Ind	595.95	-33%	223	9	0	253*	57	2
77	Minsk (M)	Bel	584.00	-37%	219	55	53	258	0	0
78	Baltimore (MS)	USA	581.00	-17%	206	0	122*	0	0	3
79	Padayatra Orrisa (Ind	580.50	-80%	203	56	0	474	0	0
80	Cologne(Gauradesh)	Ger	568.75	+13%	57	116	189	349*	0	1
81	Vilnius (S)	Lit	566.75	+88%	8	2	2	2191*	0	0
82	Austin (S)	USA	555.50	-38%	154	137	96	73	0	1
83	Lisbon (S)	Por	544.45	na	183	26	56	467	22	0
84	Kovrov (S)	Rus	536.75*	+33%	16	58	134*	1519*	0	0
85	Kazan (S)	Rus	519.50*	+13%	61	46*	99	1208*	0	0
86	Kishinev (MS)	Mol	506.00*	+264%	85*	0	507*	330*	0	0
87	Kharkov (S)	Ukr	504.25	-48%	98	225	19	295	0	0
88	Paris (S)	Fra	496.50*	+639%	191*	2*	78*	78*	30	1
89	Sofia (MS)	Bul	482.25	-24%	45	129	265*	523	0	0
90	Rome (S)	Ita	472.00	+51%	83*	0	612	0	0	0
91	Kiev (L)	Ukr	465.25	-55%	148	97	3	283	0	0
92	Radhadesh (L)	Bel	462.50	-20%	125	0	281	0	0	2
93	Rostov-na-Donu (M)	Rus	460.50	-80%	48	12	0	1410	0	0
94	Tokyo (S)	Jap	444.25	+7%	47	182*	223*	227*	0	0
95	Zagreb (S)	Cro	443.75	-3%	15	175	20*	915	0	0
96	Munich (S)	Ger	425.00	-44%	101	73	0	50	0	0
97	Ivanovo (S)	Rus	424.50	+17%	127*	126*	51	76	0	0
98	Irkutsk (S)	Rus	420.25	-83%	120	77	101	211	0	0
99	New Vrajadham-Hung	Hun	417.50*	+101%	155*	0	89*	188	160	0
100	Tyumen (S)	Rus	410.50	-28%	157*	23	34*	226	0	0
101	Paris Yoga Lyrics	Fra	407.80*	+104%	164*	4*	66*	72	3	0
102	New Orleans (S)	USA	402.00	-18%	20	102*	200	640	0	0
103	Mexico City (M)	Mex	400.00	+44%	40	320*	0	0	0	0
104	Moscow-Bhaktivedan	Rus	366.25	+4%	38	1	326*	505	0	0
105	Tucson (S)	USA	356.80*	+78%	158*	1	0	14	3*	1
106	Ramshara (M)	Ban	340.75	na	87	15	40	95	0	4
107	Chelyabinsk (S)	Rus	338.00*	+11%	88*	54*	54*	324*	0	0
108	Porto Alegre (MS)	Bra	337.20	-55%	10	312	0	4	42	0
109	Sevastopol (MS)	Rus	334.25	-19%	68	19	72	573*	0	0

110	Bon Accueil (M)	Mau	332.25	-2%	0	0	210*	909	0	0
111	Bologna (MS)	Ita	327.50	+19%	157	0	27	0	0	0
112	Barnaul (S)	Rus	313.50*	+117%	95*	19*	63*	292	0	0
113	Florianoapolis (S)	Bra	312.85	-35%	9	266	0	17	246	0
114	Brampton (S)	Can	307.50	-38%	115	8	16	246	0	0
115	Reunion Island (MS)	Fra	283.25	-12%	94	9*	15	27	0	2
116	Kirov (S)	Rus	271.75	-20%	54	19	53	473*	0	0
117	Chattagram-Pundari	Ban	271.50	-48%	0	31	314	334*	0	0
118	Vladimir (S)	Rus	269.00*	+104%	49*	74*	16*	356*	0	0
119	Essentuki (S)	Rus	254.50	-41%	36	16	59	548*	0	0
120	Lima (L)	Per	236.25	+4%	35	160	0	25	0	0
121	Kaunas (S)	Lit	230.75	+23%	17	72*	70	359	0	0
122	Genova (MS)	Ita	227.50	-59%	47	0	260	3	0	0
123	Firozepur (S)	Ind	226.25*	+143%	76*	13*	0	101*	0	1
124	Tochigi (S)	Jap	207.50	na	60	60	30	50	0	0
125	Ulyanovsk (S)	Rus	206.00*	+162%	27	34	118*	236*	0	0
126	Sandton (S)	Sou	200.55	+66%	27	13	69*	335*	153	0
127	Zaporozhye (S)	Ukr	194.00*	+145%	86*	1	12	60	0	0
128	Bogota (S)	Col	191.75	-21%	15	122	0	159	0	0
129	Volgograd (S)	Rus	189.75	+999%	36	1	8	451	0	0
130	Brahmapur (MS)	Ind	178.25	-2%	84	0	0	17	60*	0
131	Kemerovo (S)	Rus	165.75*	+17%	48	1	54	167*	0	0
132	Bhaktiloka (MS)	Slo	156.00*	-2%	13*	130*	0	0	0	0
133	Tolyatti (S)	Rus	154.75*	+78%	18*	13*	45*	333*	0	0
134	Stavropol (S)	Rus	149.75	-40%	40	20	31*	137	0	0
135	Athens (MS)	Gre	148.00	-11%	62	0	48*	0	0	0
136	Samara (M)	Rus	147.25*	-42%	58*	4	11	87	0	0
137	Krsnuv Dvur (M)	Cze	145.50	+69%	8	120	0	38	0	0
138	Habarovsk (S)	Rus	145.00	-3%	2	23*	197*	78*	0	0
139	East London(SA) (S)	Sou	138.20*	+845%	38*	0	0	102*	7*	1
140	Prabhupada Desh (M)	Ita	134.50	-50%	22	0	181	0	0	0
141	Montevideo (MS)	Uru	134.50*	+490%	11	48*	45*	168*	0	0
142	Padayatra Tamilnad	Ind	131.00	-50%	36	9	0	56	0	1
143	Nairobi (S)	Ken	124.25	-63%	25	19*	39	139	10*	0
144	Belgorod (S)	Rus	119.50*	+219%	11	3*	47*	284*	0	0
145	Blantyre (MS)	Mal	109.55	na	19	0	18	249	3	0
146	Berlin (S)	Ger	104.00*	+67%	9*	16	72*	92	0	0
147	Istanbul (S)	Tur	103.75	-11%	16	12	82*	75*	0	0
148	Obninsk (S)	Rus	102.50	na	29	0	38	30	0	1
149	Liebenau (S)	Ger	93.25	+130%	24	2*	0	7	0	1
150	Siktivkar (S)	Rus	89.75	-13%	14	17	16	147*	0	0
151	Rajpura (S)	Ind	89.50	-53%	25	0	0	158	0	0
152	Swedru (S)	Gha	89.00	na	0	8	60	120	210	0
153	Wellington (S)	New	84.50	-73%	27	9	11	64	0	0
154	Ryazan (S)	Rus	81.00*	+83%	27	0	0	108*	0	0
155	Miami (S)	USA	80.55	-8%	12	3	12	145	113*	0
156	Guadalajara (S)	Mex	80.00*	+125%	0	80*	0	0	0	0
157	Pietermaritzburg (Sou	79.60*	+218%	0	0	0	308*	26*	0
158	Heidelberg (MS)	Ger	75.50	+84%	18	0	6	2	0	1
159	Gorno-Altaysk (S)	Rus	73.50	+125%	23	5	20	50	0	0

160	Kurgan (S)	Rus	72.75*	+345%	32*	0	8*	19*	0	0
161	Arhangelsk (S)	Rus	71.50	+48%	21	7	16	58*	0	0
162	Chita (S)	Rus	68.75	-71%	18	4	18	79	0	0
163	Bucharest (S)	Rom	58.00	+24%	21	0	0	64	0	0
164	Voronej (S)	Rus	57.00	-76%	19	4	0	60	0	0
165	Langenthal (S)	Swi	54.75	-11%	4	23	20	44	0	0
166	Timisoara (S)	Rom	54.00	+6%	8	1*	0	148	0	0
167	Novopolsk (S)	Rus	46.00	na	12	0	0	16	0	1
168	Lipezk (S)	Rus	44.00	+8%	14	1	8*	44	0	0
169	Vienna (S)	Aus	43.25	-68%	9	11	16	25	0	0
170	Leipzig (S)	Ger	42.75*	+443%	0	7*	22*	44*	0	0
171	Naberezhni Chelhi (S)	Rus	41.25	-58%	14	3	4	33	0	0
172	Nuernberg (MS)	Ger	40.00	-73%	6	5	18	34	0	0
173	Osaka (MS)	Jap	40.00	na	20	0	0	0	0	0
174	Kovdor (S)	Rus	40.00	na	20	0	0	0	0	0
175	Bad Oyenhausen (S)	Ger	39.75	-29%	6	9	28	19	0	0
176	Kherson (S)	Ukr	38.25	-89%	0	0	0	153	0	0
177	Chernigov (MS)	Ukr	36.00	-60%	18	0	0	0	0	0
178	Murmansk (S)	Rus	36.00*	+144%	18*	0	0	0	0	0
179	Uhta (S)	Rus	35.50*	+114%	6*	4*	12*	54*	0	0
180	Nizhnevartovsk (S)	Rus	34.25	na	6	10	17	15	0	0
181	Kolomna (S)	Rus	32.75	+15%	13	2	4	11	0	0
182	Tambov (S)	Rus	30.75	-62%	10	1*	3*	33	0	0
183	Terni (S)	Ita	29.50	-32%	11	0	15	0	0	0
184	Pyatigorsk (S)	Rus	29.00	na	0	1	11	90	0	0
185	Volskii (S)	Rus	28.50	-79%	12	2	2	6	0	0
186	Magnitogorsk (S)	Rus	28.25	-16%	5	1	7*	55	0	0
187	Gaborone (S)	Bot	27.25	+6%	3	3	0	73	0	0
188	Fukuoka (S)	Jap	26.25	na	0	0	20	65	0	0
189	Cherepovets (S)	Rus	25.00	-62%	8	0	10	16	0	0
190	Birobijan (S)	Ukr	24.50*	+46%	4*	5*	2	42*	0	0
191	Hamilton (S)	New	22.50	-38%	3	2	13	32	0	0
192	Hamburg (S)	Ger	20.50	-28%	7	3	0	14	0	0
193	Rybinsk (S)	Rus	19.75	+42%	5*	1	0	35	0	0
194	Novosibirsk (M)	Rus	19.00	-94%	0	0	3	70	0	0
195	Kotlas (S)	Rus	12.25*	+68%	1	5*	5*	11	0	0
196	Frankfurt (S)	Ger	11.75	-84%	1	0	15	9	0	0
197	Sao Paulo (S)	Bra	11.50	-59%	0	7	0	18	0	0
198	Emona (S)	Bul	11.25	-96%	0	0	10	25	0	0
199	Tiraspol (S)	Mol	9.75	+72%	3	0	0	15*	0	0
200	Vorkuta (S)	Rus	9.00*	+882%	4	0	1	2	0	0
201	Goryachy Klyuch (S)	Rus	8.00	-30%	0	0	7*	18	0	0
202	Guadeloupe (S)	Fra	7.75	-47%	3	0	2	3	0	0
203	Velikiy Novgorod (S)	Rus	7.25	-76%	2	0	5	3	0	0
204	Severodvinsk (S)	Rus	5.50	-61%	0	0	2	18	0	0
205	Kostomuksha (S)	Rus	2.50	-94%	0	2	1	0	0	0
206	Wiesbaden (S)	Ger	2.00	-64%	0	2*	0	0	0	0
207	Brasilia (MS)	Bra	1.00	na	0	1	0	0	0	0

(%)Change compared
to monthly average

(*)New high
this year

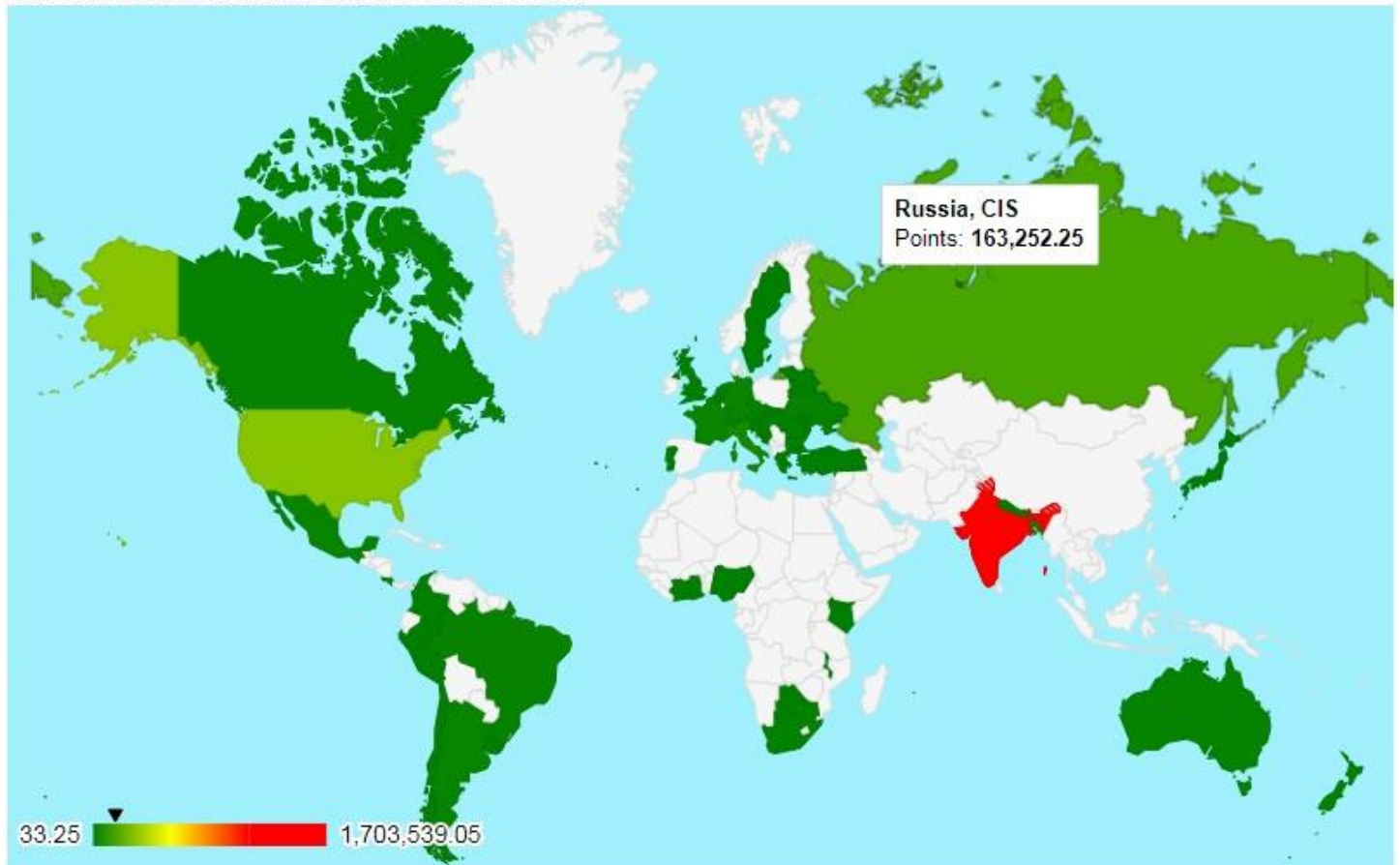
World Sankirtan Newsletter
 PRABHUPADA DIKSA DISCIPLES
 June 2023

Prabhupada Disciples				%	M-Big	Big	Medium	Small	BTGs	Full
				Change	Books	Books	Books	Books	Mags	Sets
1 HH Jayapataka Sw	May	Ind	11679.75	-15%	4271	11	2174	6143	0	14
2 Bhrgupati d	LA	USA	2104.00	-42%	712	414	421	78	0	1
3 Divyanga d	Ala	USA	688.50	-36%	176	140	150	470*	40	0
4 Nidra dd	Den	USA	644.00*	+49%	127	177*	66	144*	0	4
5 Kripanidhi d	May	Ind	612.50	-61%	187	85	185	100	0	2
6 Drumila d	New	USA	367.00	-8%	20	102*	180	540	0	0
7 HH Janananda Gos	New	Fra	318.35*	+292%	80*	25	36*	51*	31*	2
8 Adi Karta d (Gai	Ala	USA	268.00	-39%	74	60	75	90	0	0
9 Tadit dd	LA	USA	60.00	-12%	10*	15*	20	60	0	0

(%)Change compared
to monthly average

(*)New record
for this year

49 Worldwide Countries - Book Points for 2023



World Sankirtan Newsletter
 TOP TEN COUNTRIES (CUMULATIVE)
 January thru June, 2023

Country (Temples)	Points	% Change	M-Big Books	Big Books	Medium Books	Small Books	BTGs Mags	Full Sets
1 India (47)	1569830.55	-14%	570629	124442	135492	687981	192977	6993
2 United States (22)	288131.80	-38%	90220	54764	53914	86298	10238	800
3 Russia, CIS (89)	160534.25	+55%	47761	12999	34288	130765	0	171
4 Italy (8)	38923.00	+304%	10384	0	33900	3326	0	17
5 Germany (13)	19052.25	-12%	4111	4912	5641	8515	0	41
6 France (10)	18631.00	+1%	7209	231	2749	5856	1896	91
7 Mexico (4)	17471.75	-21%	933	11681	6079	3253	0	25
8 Bangladesh (14)	15568.60	-87%	5055	1689	3820	6068	1086	139
9 Argentina (2)	15474.50	-34%	1310	9748	2875	6028	0	15
10 Brazil (15)	14856.20	+21%	520	12042	4	3190	9747	0

(%)Change compared to Jan-Jun 2022

302 Worldwide Temples - Book Points for the year 2023 Jan to Jun



Click/hover on markers to see details (Filter on continent/country to see comparison to last year)

World Sankirtan Newsletter
TOP 100 TEMPLES (CUMULATIVE)
January thru June, 2023

Temples (size)		Points (Months)	% Change	M-Big Books	Big Books	Medium Books	Small Books	BTGs Mags	Full Sets	
1	Mayapur (L)	Ind	499743.50(6)	-22%	180057	16926	103122	173426	117300	3172
2	Mumbai-Juhu (Ind	289252.25(6)	+59%	117973	10609	16830	121073	0	958
3	Vrindavan (L)	Ind	266929.25(6)	+238%	67523	76894	0	216919	432	527
4	Silicon Valle	USA	88644.25(5)	-15%	32853	11009	15298	17121	0	340
5	Los Angeles (USA	73890.70(6)	-12%	18220	21502	18856	20642	3637	142
6	Surat (S)	Ind	65234.10(6)	+8%	27188	638	1421	19406	565	490
7	Tirupati (L)	Ind	47093.05(6)	-20%	20162	4280	545	7993	2183	0
8	Pune (L)	Ind	35837.45(2)	-60%	15688	837	522	10755	209	51
9	New Delhi(Pun	Ind	35698.00(3)	+14%	16789	45	1400*	5300	500	5
10	Bhopal (M)	Ind	35109.50(6)	+488%	16073	839	2035*	3852	0	68
11	Mumbai-Chowpa	Ind	34278.65(5)	+15%	11758	939	1943	16673	10465*	413
12	Bharuch (M)	Ind	32175.95(6)	+20%	14733	129	77	5059	5156*	130
13	Moscow-Goloka	Rus	28158.75(2)*	na	12703*	434	1445	6385	0	0
14	Tarakeswar (S	Ind	26005.00(1)	na	8260	1000	250	800	2400	240
15	Ujjain (L)	Ind	20499.75(5)	na	8155	1687*	1705	6313	0	127
16	Ypsilanti (S)	USA	19106.25(6)	-41%	5050	6360	396	9793	0	0
17	Sankirtan Dha	Ita	18367.00(5)	na	4754	0	17532	306*	0	0
18	Salem (M)	Ind	18203.00(6)	+159%	4690	1759*	788*	17690	730	225
19	Cueramaro (S)	Mex	15688.25(6)	+18%	888	10830	4969*	2103	0	25
20	Buenos Aires	Arg	15384.50(6)	-33%	1265	9748	2875	6028	0	11
21	Padayatra Orr	Ind	15218.75(6)	+24%	5809	1345*	0	9023	0	24
22	Chandigarh (S	Ind	15115.25(5)	+19%	5531	886	801	9967	228	30
23	Moscow-Gita N	Rus	14804.25(5)	-33%	4197	828	1580	19169	0	29
24	Kurmagram (S)	Ind	14365.25(6)	na	6239	74	0	341	0	235
25	Baroda (M)	Ind	13340.75(6)	-24%	5688	416	462	5127	0	30
26	New Mayapur (Fra	13266.00(6)	+9%	5001	190	2139	4342	1126	50
27	Alachua (S)	USA	11613.60(4)	+61%	3050	1407	3764	6092	2676	16
28	St. Petersbur	Rus	11537.75(5)	+10%	3815	934	1520	8855	0	6
29	San Diego (M)	USA	11107.00(5)	-46%	3524	2271	2517	2118	0	1
30	Atlanta Krish	USA	10914.75(1)	-89%	3399	3349	1498	75	0	50
31	Tirunelveli (Ind	10764.80(6)	+4%	2474	109	207	7114	29798	28
32	Dallas (M)	USA	10413.00(3)	+86%	5012*	180	86	376	0	3
33	Berdsk (S)	Rus	10299.75(5)	+43%	813	815	11370	8695	0	0
34	Kolkata Newto	Ind	9944.75(3)*	+790%	4318*	55*	244*	4359*	60*	9
35	Milan (M)	Ita	9900.25(6)	+735%	2596	0	7861	2967*	0	2
36	Perm (M)	Rus	9638.00(6)	-8%	3064	1249	556	5052	0	30
37	Moscow-Nagorn	Rus	9563.00(2)	+248%	2366	1414*	2823	7662	0	11
38	Moscow (L)	Rus	9458.00(5)	+30%	3331	873	753	4386	0	23
39	Padayatra Utt	Ind	9191.75(5)	+340%	3381	649	0	7123	0	55
40	Atlanta (S)	USA	8185.25(6)	+12%	2860	1196	1627	743	0	58
41	Padayatra Ind	Ind	7840.50(5)	-16%	2234	506	0	11466	0	5
42	Omsk (S)	Rus	7638.25(3)	na	1677	484	1475	11459	0	23

43	Prabhupada Bh	Cze	7530.75(5)	-41%	785	5750	0	843	0	2
44	Sydney-North	Aus	7466.00(3)	-53%	3388	167	312	1090	405	9
45	Houston (S)	USA	7100.10(6)	+4%	2112	1696	187	3768	6	15
46	Budapest (L)	Hun	7085.65(6)	+10%	2545	834	103	2985	3639	0
47	Solapur (S)	Ind	6772.50(2)*	na	2780*	250	300*	3250*	0	0
48	RupanugaVedic	USA	6576.75(6)	-26%	1798	1795	1206	2270	15	6
49	Simhachalam (Ger	6305.50(6)	+15%	1084	1859	2137	3476	0	3
50	Santiago (S)	Chi	6073.50(6)	+214%	295	5129	0	1418	0	0
51	Prague (M)	Cze	5965.00(6)	-17%	725	4250	0	1060	0	0
52	Bhaktivedanta	Eng	5740.25(3)	-58%	1478	690	3252	1358	0	6
53	Auckland Loft	NZ	5650.75(6)	-35%	1815	593	849	3581	0	12
54	Kiev (L)	Ukr	5631.75(6)	+67%	1538	1234	28	5231	0	0
55	Padayatra Mah	Ind	5546.75(4)	+2%	2280	276	0	2843	0	6
56	New York Quee	USA	5505.50(5)	+68%	1131	664	2252*	1926	0	27
57	Kharkov (S)	Ukr	5340.50(6)	+18%	1285	1565	277	4268	0	0
58	Minsk (M)	Bel	5211.00(6)	-16%	1939	668	265	2130	0	0
59	Panihati (S)	Ind	5199.00(6)	-29%	1003	357	316	8204*	5010	26
60	Laguna Beach	USA	5022.70(6)	+86%	1727	469	236	3590	226	30
61	Melbourne (L)	Aus	4797.00(5)	-61%	2116	183	315	898	0	30
62	Toronto (S)	Can	4741.85(5)	-57%	1795	345	827	1125	1	31
63	Zurich (S)	Swi	4730.25(6)	+42%	1239	1707	718	601	0	5
64	New York City	USA	4606.50(2)	-50%	1108	773	870	4442	0	5
65	Philadelphia	USA	4534.20(2)	na	2192	101	24	72	148	7
66	Ufa New Vraja	Rus	4448.25(5)	+183%	1235	585	1152	2837	0	11
67	Hillsborough,	USA	4343.05(5)	na	1582	45	1340	1493	908	51
68	Denver (M)	USA	4332.75(6)	+11%	1080	629	471	3957	1750	23
69	Krasnodar (S)	Rus	4291.25(3)	+19%	1222	719	880	2753	0	2
70	Munich (S)	Ger	4216.50(6)	+12%	1249	1358	81	730	0	5
71	Amsterdam (S)	Hol	4201.00(3)	na	465	0	266	12120	0	5
72	Madurai (S)	Ind	4134.40(1)	-67%	1308	6	18	2938	7689	8
73	Austin (S)	USA	4125.50(5)	-22%	1177*	722	1444	1133	0	1
74	Porto Alegre	Bra	4066.25(6)	+65%	77	3582	0	259	2655	0
75	Pandharpur (M	Ind	3880.00(1)	-35%	1500	230	650*	1300	0	0
76	Curitiba (M)	Bra	3868.60(6)	+125%	138	3204	4	426	2801	0
77	Dhaka-Uttara	Ban	3764.60(2)	-58%	1442	370	323	1292	261	44
78	Ekaterinburg	Rus	3721.75(5)	-42%	1169	333	344	3515	0	0
79	Ljubljana (S)	Slo	3691.75(5)	-27%	971*	237	506	5039	0	0
80	Sofia (MS)	Bul	3663.50(6)	-74%	841	950	733	2660	0	0
81	Trivandrum (S	Ind	3638.00(2)	-62%	1068	30	77	734	3000	3
82	Villa Vrndava	Ita	3383.00(5)	+64%	1219	0	1596	12	0	7
83	Baltimore (MS	USA	3365.75(5)	+13%	1492	67	242	243	250	15
84	Sochi (S)	Rus	3325.50(5)	-8%	736	435	521	4632	0	0
85	Kapurthala (S	Ind	3191.50(6)*	na	1101*	769*	101	392	0	11
86	Durban (L)	SA	3135.90(6)	+95%	691	501	169	3462	2309	12
87	Vladivostok (Rus	3091.75(2)	na	1081	161	443	2189	0	0
88	Cologne(Gaura	Ger	3090.75(6)	-9%	654	556	1315	1649	0	11
89	Irkutsk (S)	Rus	2929.25(2)*	na	706*	77*	893*	3975*	0	0
90	New Orleans (USA	2839.25(6)	+121%	191	452	1489	5043	0	0
91	Brampton (S)	Can	2789.50(6)	na	1122	44	143	1720	0	19
92	Rostov-na-Don	Rus	2775.75(2)	na	658	410	510	3179	0	0

93	Florianopolis	Bra	2736.40(6)	-46%	87	2087	0	1294	1519	0
94	Zagreb (S)	Cro	2726.00(6)	na	311	1075	52	4012	0	0
95	Habibpur (S)	Ind	2605.25(4)	+67%	1161	24	105	167	1650	18
96	Tokyo (S)	Jap	2522.25(6)	-41%	633	560	906	973	0	0
97	Balneario Cam	Bra	2471.70(3)	na	135	2035	0	62	1512	0
98	Genova (MS)	Ita	2432.25(5)	na	474	0	2810	41	0	2
99	Kazan (S)	Rus	2360.25(5)	-25%	441	187	596	3973	0	0
100	Khunti (S)	Ind	2099.00(5)	na	997	7	83	226	0	0

(%)Change compared to Jan-Jun 2022

(*)Better than last year

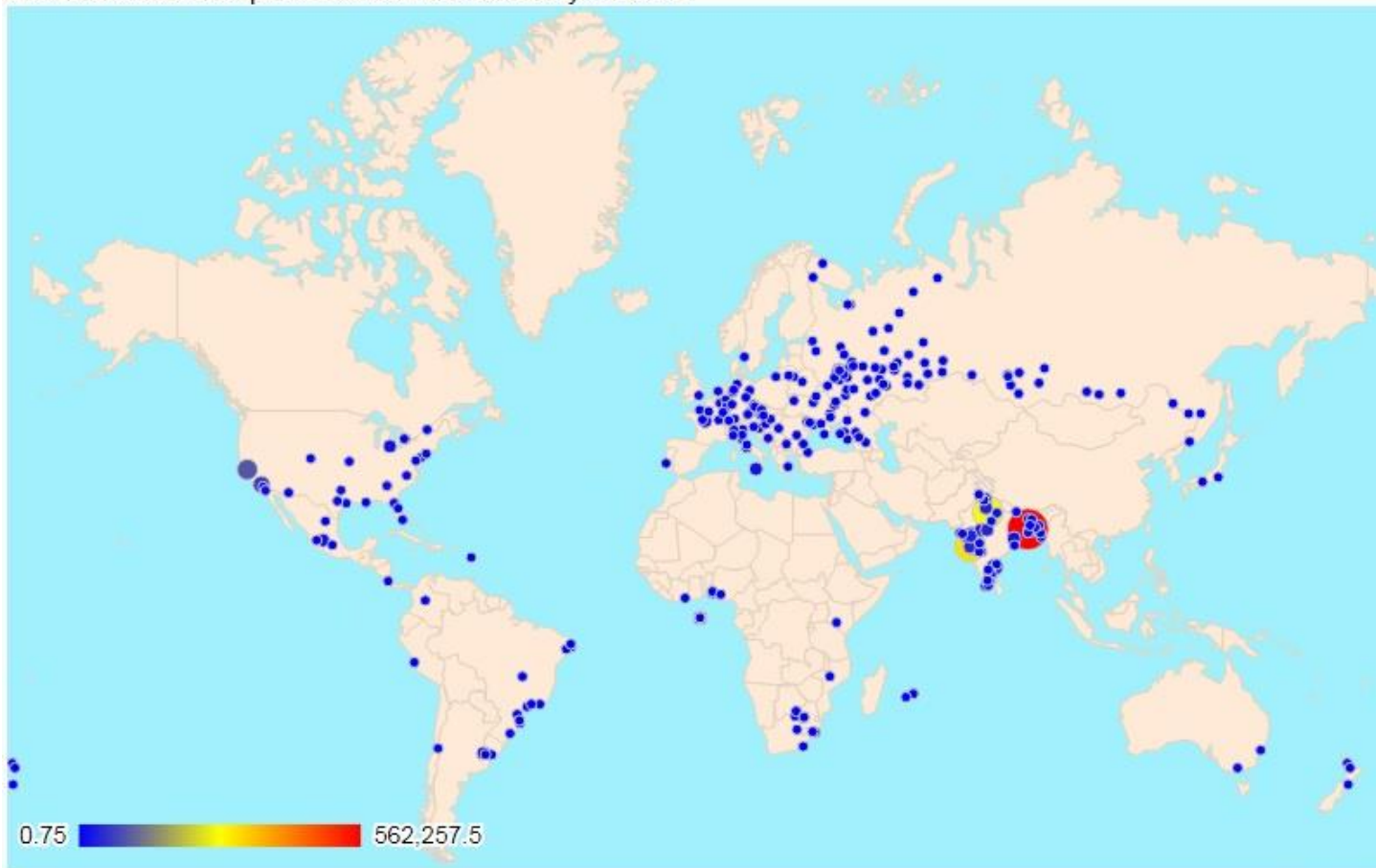
World Sankirtan Newsletter
SPECIAL TEAMS BOOK DISTRIBUTION (CUMULATIVE)
January thru June, 2023

Individuals	Points (Months)	% Change	M-Big Books	Big Books	Medium Books	Small Books	BTGs Mags	Full Sets
1 Sitaram d Mum Ind	128112.25(6)	na	57615	4090*	897*	30927*	0	154
2 HH Jayapat May Ind	80789.50(6)	-52%	32681	123	14486	30230	0	92
3 HH Bhakti May Ind	33986.25(6)	-15%	9989	450	12148	14889	0	269
4 Kamalapati May Ind	27878.50(6)	+3%	10860	729	576	13222	0	459
5 Radha Krsn Mum Ind	22126.50(6)	na	7913	1205	2365	4996	0	387
6 Harish Can Mum Ind	19171.50(2)	na	7303	1297	4258	4558	0	18
7 Balai Vraj May Ind	12288.00(2)	na	5519	580	790	1100	0	73
8 Cakravarti Mum Ind	11456.00(2)	na	5060	314	867	1922	0	10
9 Ratnanga A May Ind	10965.50(2)	na	5099	235	660	810	0	125
10 Varadraj d Pun Ind	10734.25(1)	na	5334	30	20	105	0	0
11 Parijat dd Mum Ind	10723.50(1)	na	5360	2	1	4	0	60
12 Amiya Vila May Ind	7484.25(1)	-61%	3695	67	0	109	0	8
13 Vinoyanand May Ind	6900.00(1)	na	3200	500	0	0	0	0
14 Bimal Madh May Ind	6216.75(2)	na	3097	5	0	71	0	133
15 Sundar Cai Mum Ind	5394.00(1)	na	2697	0	0	0	0	2
16 Ananta Ach May Ind	5240.25(1)	na	1224	5	1686	7777	0	2
17 Ranajayee May Ind	5098.25(1)	na	2526	6	65	31	0	57
18 Bhagavat A Mum Ind	3848.75(1)	na	1738	28	20	1339	0	26
19 Hemagiri d Mum Ind	3171.00(1)	na	1182	211	451	1482	0	6
20 Sitanath d Ujj Ind	1682.00(1)	na	592	230	186	700	0	12
21 HH Bhakti Ujj Ind	1004.00(1)	na	502	0	0	0	0	53
22 Prematma G May Ind	988.75(1)	na	487	0	0	59	0	40

(%)Change compared to Jan-Jun 2022

(*)Better than last year

302 Worldwide Temples - Book Points for the year 2023



World Sankirtan Newsletter
 TOP 50 INDIVIDUALS (CUMULATIVE)
 January thru June, 2023

Individuals			Points (Months)	% Change	M-Big Books	Big Books	Medium Books	Small Books	BTGs Mags	Full Sets
1	Bhrgupati	LA USA	20337.50 (6)	-11%	6983	3801	4138*	1862	0	2
2	Paramesvar	Yps USA	19106.25 (6)	-40%	5050	6360	396	9793	0	0
3	Kamal Naya	Mum Ind	15451.00 (6)	*+122%	3434*	69	1409*	31238*	0	2
4	Sukhamay B	May Ind	14767.50 (6)	* na	4473*	2317*	5738*	2470*	0	16
5	Prema Bhak	May Ind	14245.00 (6)	* na	1825	450	13872*	12836*	0	30
6	Prema Sank	LA USA	13257.60 (6)	+22%	3967	2977	3325	1593	6	5
7	Hemagiri d	Mum Ind	11920.50 (4)	+23%	4511	845	1716	4782	0	13
8	Sabda Brah	May Ind	11711.75 (6)	+20%	3796	1519	3761	2305	0	55
9	Yoga Nrisi	May Ind	11269.50 (6)	+20%	2996	716	4994	8186	0	33
10	Ananta Ach	May Ind	9739.50 (5)	-41%	1785	64	6260	11614	0	55
11	Panchajany	May Ind	9415.50 (6)	-8%	4572	13	23	268	0	51
12	Harish Can	Mum Ind	8531.00 (2)	-52%	3349	522	1895	1454	0	10
13	Kripanidhi	May Ind	8380.75 (6)	na	2804	714	3228	1635	0	28
14	Subal Gour	May Ind	8110.25 (6)	-35%	3842	25	32	677*	0	97

15	Subikram B	May	Ind	7083.50	(5)	+82%	3379	12	31	184	0	23	
16	Sacitanoy	LA	USA	6730.25	(6)	-18%	858	3895	2136	96	0	0	
17	Bhagavat A	Mum	Ind	6544.50	(5)	-64%	2371	324	551	3300	0	60	
18	Patit Uddh	May	Ind	6256.50	(4)	+43%	2711	78*	180	362	0	55	
19	Bhaktiman	May	Ind	6073.00	(6)	-6%	1670	84	3310*	3544*	0	51	
20	Gokul Ranj	Mum	Ind	5739.75	(2)	na	2624	323	139	397	0	13	
21	Gopal Bala	May	Ind	5727.75	(6)	na	2660	16	7	1265*	0	58	
22	Bk Biswaji	May	Ind	5719.50	(4)	*	na	2256*	18	61	28	0	60
23	Bhagavat K	Pun	Ind	5345.00	(2)	na	2276	76	72	2292	0	10	
24	Balai Vraj	May	Ind	4963.00	(2)	na	1667	390*	440*	620	0	38	
25	Vitanka d	Bho	Ind	4848.75	(6)	*	na	2065*	191*	765*	581*	0	0
26	Dhira Lali	LA	USA	4834.00	(6)	-44%	1229	1046	2577	166	0	2	
27	Sandhartha	May	Ind	4753.00	(3)	na	1843	539*	335*	650	0	39	
28	Bk Keir	LA	USA	4625.25	(5)	na	1503	1306	258	737	0	48	
29	Gokuleshwa	Mum	Ind	4537.00	(6)	*	na	1670*	135	307	3562*	0	27
30	Jayananda	May	Ind	4522.50	(3)	+56%	2211	0	50	230	0	9	
31	Sunanda d	NY	USA	4508.75	(5)	*	+94%	1090*	606	971	1061	0	27
32	Vijaya d	SD	USA	4445.00	(3)	-35%	1825	788	11	6	0	0	
33	Rukmini Va	May	Ind	4358.50	(4)	+31%	1824	150	284	234	0	64	
34	Bk Maxim	LA	USA	4207.25	(5)	na	1100	973	1720	697	0	0	
35	Radha Vraj	Mum	Ind	4204.00	(6)	na	2102	0	0	0	0	0	
36	Jay Brajes	May	Ind	4143.25	(5)	na	1491	7	1182	1245	0	85	
37	Advaita d	Bho	Ind	4134.00	(6)	*	+312%	1909*	117	176	444	0	4
38	Amiya Vila	May	Ind	4125.25	(3)	-68%	1970	0	3	15*	0	7	
39	Sacipriya	May	Ind	4097.50	(6)	*	na	993*	651*	1955*	1932*	0	11
40	Prematma G	May	Ind	4045.50	(5)	-34%	1818	22	26	778*	0	67	
41	Gadadhara	Cat	Ita	3961.75	(3)	na	1176	0	3195	49	0	0	
42	Divyanga d	Ala	USA	3935.00	(4)	+114%	1245*	500	820	2080	150*	0	
43	Paramatma	Mun	Ger	3932.50	(6)	+26%	1157	1320	50	632	0	3	
44	Nitai Lila	Cat	Ita	3898.75	(3)	na	912	0	4082	135	0	0	
45	Paramatma	May	Ind	3824.50	(3)	na	1614	315	280	566	0	45	
46	Sulochan d	May	Ind	3798.75	(6)	-57%	1768	133*	7	217	0	29	
47	Purnananda	May	Ind	3797.25	(6)	-3%	1478	16	207*	1663*	0	52	
48	Tusta Ram	May	Ind	3760.00	(4)	-67%	1470	228	465*	430	0	44	
49	Dvijamani	SD	USA	3725.50	(4)	-44%	1115	755	1074	814	0	0	
50	Ameyatma d	Bho	Ind	3615.50	(6)	*	+138%	1708*	143	88	50	0	0

(%)Change compared
to Jan-Jun 2022

(*)Better than
last year

FAIR PLAY RULES

1997 GBC Resolution #103: That the score system for the Sankirtan Newsletter is changed to include the following for individual distribution:

1. The category "Regular"

- (a) to count only literature which is actually sold for some profit (ideally double BBT price) and given into the hands of the receivers personally.

(b) literature distributed by accepting post dated checks shall only be counted when at least the BBT price has been received.

2. The new category "Subsidized" for the following methods of distribution for individuals:

(a) devotees working in teams of two or more and recording their group effort as one score.

(b) subsidized books which are sold for BBT price or less.

(c) sponsored books which are given to people who can value them (i.e. VIPs, libraries, schools, prisons, etc.).

Those individuals who are doing these types of subsidized distribution must specify it when reporting scores to the newsletter. Temple and Country scores stay the same. There is no need to report temple scores in two categories.

3. Free distribution

Free distribution by individuals and temples who give out literature free of cost shall not be counted in the newsletter (except as provided for in "Subsidized" above).

Note: Individuals distributing an unusually large number of books will automatically be put in the Special Teams Unlimited (Subsidized) category unless they explain why they belong in the Regular category.

The Regular category in the Sankirtan Newsletter is for devotees who approach people one-on-one and personally give them books, getting at least the book cost from each person.

The Team category (or Special Teams Unlimited category) is for everything else, including corporate book distribution, sponsored books, donated books, books sold below BBT cost, groups of two or more devotees, special temple programs, and devotees getting extra help in any other way which other devotees do not have equal access to and which makes it unfair to be included in the Regular category.

95% of all books must be purchased from your local BBT (2004 GBC Res #411).

Thank you for making the Sankirtan Newsletter more useful, meaningful, fair and transparent.

Copyright BBTI, All rights reserved. Editing of data expressly prohibited. Re-publication by written permission only.