

173 Worldwide Temples - Book Points for February, 2023

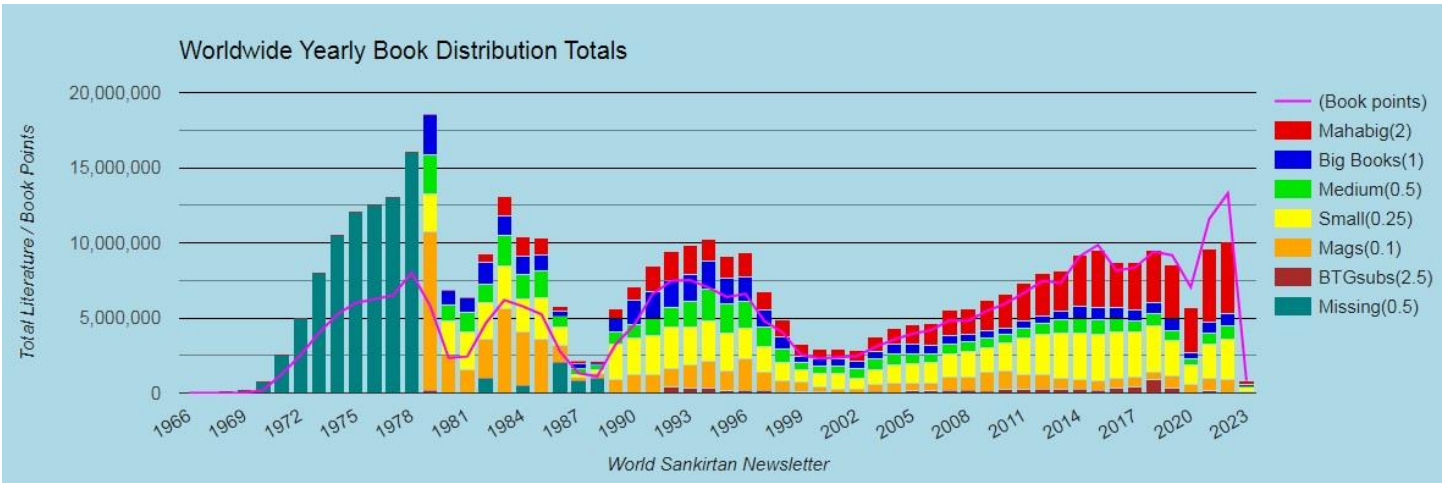


Click/hover on markers to see details (Filter on continent/country to see comparison to last year)

**** Page 2 ****

```

* * * * *
*           -- OFFERING TO SRILA PRABHUPADA --           *
*
*   During the month of February 2023, 171 temples reported   *
*   distributing the following number of books:                 *
*
*           108,465 Maha-big books                               *
*           40,751 Big books                                     *
*           44,246 Medium books                                 *
*           178,192 Small books                                 *
*           13,693 Magazines                                    *
*           319 BTG subscriptions                               *
*           1,136 Full sets                                     *
*
*           387,261 literatures for the month                   *
*           816,693 literatures year-to-date                   *
*           584,035,498 literatures worldwide since 1965      *
*
*           All glories to Srila Prabhupada!                   *
* * * * *
    
```



WORLDWIDE BOOK DISTRIBUTION
Total Literatures Distributed

World Sankirtan Newsletter
CONGREGATIONAL PREACHING
February 2023

Congregation and Weekend Warriors		%	M-Big	Big	Medium	Small	BTGs
	Points	Change	Books	Books	Books	Books	Mags
1 WW Team ISV Week Sil USA	13098.25*	+11%	5637*	646	684	144	0
2 Nama Hatta Dept May Ind	6989.25*	+99%	1830*	54	1225*	6259*	0
3 ISV Motel Gita Sil USA	4000.00	-50%	2000*	0	0	0	0

(*)Change compared to monthly average (*)New record for this year

22 Asian Temples - Book Points for February, 2023



Yellow marker: Better than last year, Yellow circle: At least 10% better, Yellow star: Doubled it!, Blue marker: Less than last year

World Sankirtan Newsletter
 MONTHLY CONTINENTS
 February 2023

Continent (temples)	Points	% of World	M-Big Books	Big Books	Medium Books	Small Books	BTGs Mags	Full Sets
1 Asia (30)	236594.30	67%	77529	18444	16739	121302	10135	888
2 North America (18)	45909.00	13%	15062	7977	5577	10444	2061	187
3 CIS (51)	33861.50	10%	8604	3872	8389	31468	0	26
4 Europe (47)	26655.45	8%	6054	4342	12345	6397	1418	21
5 Latin America (11)	7835.60	2%	459	5674	692	1488	1656	12
6 Africa (12)	3284.70	1%	541	283	351	6626	337	2
7 Australasia (3)	784.25	0%	216	159	153	467	0	0

45 European Temples - Book Points for February, 2023



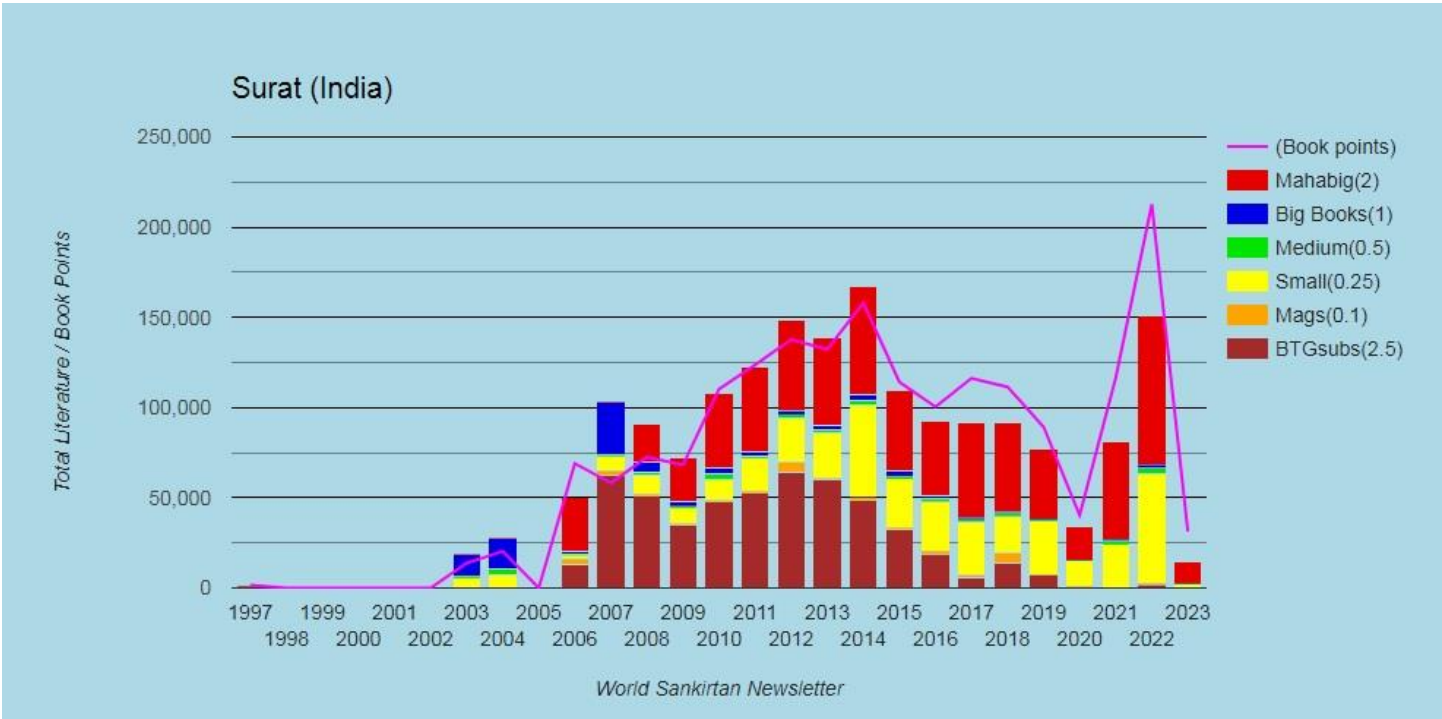
Yellow marker: Better than last year, Yellow circle: At least 10% better, Yellow star: Doubled it!, Blue marker: Less than last year

World Sankirtan Newsletter
ARABIC BOOK DISTRIBUTION BY TEMPLE

February 2023

Special Promotion Arabic Mahabig 6 pts each, Arabic Small 3 pts each

Temples (size)		Points	Arabic M-Big	Arab Big	Arabic Medium	Arab Small	Arab Mags
1 Munich (S)	Ger	324.00	0	0	0	108	0
2 Milan (M)	Ita	270.00	4	0	0	82	0
3 Sankirtan Dham TST	Ita	270.00	0	0	0	90*	0
4 Los Angeles (L)	USA	171.00	12	0	0	33	0
5 Simhachalam (M)	Ger	132.00	3	0	0	38	0
6 Cologne (Gauradesh)	Ger	120.00	2	0	0	36	0
7 Paris Yoga Lyrics	Fra	66.00	0	0	0	22	0
8 Nuernberg (MS)	Ger	42.00	0	0	0	14	0
9 Genova (MS)	Ita	42.00	0	0	0	14	0
10 RupanugaVedicColle	USA	36.00	0	0	0	12	0
11 Normandy (MS)	Fra	12.00	2	0	0	0	0
12 Berlin (S)	Ger	9.00	0	0	0	3	0
13 Vienna (S)	Aus	9.00	0	0	0	3	0
14 Silicon Valley (ISV)	USA	9.00	0	0	0	3	0
15 Heidelberg (MS)	Ger	6.00	0	0	0	2	0
16 New Mayapur (M)	Fra	6.00	0	0	0	2	0
17 Goloka Dhama (S)	Ger	6.00	0	0	0	2	0
18 Zurich (S)	Swi	3.00	0	0	0	1	0
19 Liebenau (S)	Ger	3.00	0	0	0	1	0



World Sankirtan Newsletter

TOP TEN TEMPLES BY SIZE

February 2023

			% Points Change	M-Big Books	Big Books	Medium Books	Small Books	BTGs Mags	Full Sets
TOP TEN LARGE TEMPLES (41+ devotees)									
1	Mayapur	Ind	55800.50 -56%	15140	1566	11340	28730*	2300	482
2	Mumbai-Juhu	Ind	53917.50* +13%	20842	1551*	2684*	19290*	0	132
3	Vrindavan	Ind	35307.50 -43%	5305	12069*	0	49866*	0	27
4	Pune	Ind	24037.60 na	10586	466	378	4856	113	30
5	Silicon Valley (ISV)	USA	17098.25 -13%	7637*	646	684	144	0	151
6	Los Angeles	USA	13181.00* +100%	3120*	4548*	2432*	3553	1500*	0
7	Mumbai-Chowpatty	Ind	10380.80 na	3907	395	878	2430	891	23
8	Tirupati	Ind	9344.55* +6%	4031*	853*	81	1545	28	0
9	Ujjain	Ind	6436.50 na	2341	472	479	2516	0	24
10	St. Petersburg	Rus	3787.25 na	1262	398	352	2685	0	1

TOP TEN MEDIUM TEMPLES (21-40 devotees)

1	Bhopal	Ind	5717.75 -28%	2505	111	206*	535	0	10
2	Baroda	Ind	2878.00* +59%	1098*	134*	68	1048*	0	7
3	Milan	Ita	1957.25* +16%	445	0	1357*	445	0	1
4	Salem	Ind	1503.75* +3%	455*	31	84*	975	98*	7
5	Buenos Aires	Arg	1494.25 -18%	138*	931	328*	349*	0	1
6	Minsk	Bel	1372.75* +220%	525*	175*	97*	397*	0	0
7	New Mayapur	Fra	1343.80 -20%	331	12	145	646	519*	0
8	Perm	Rus	1252.00* +4%	432*	229*	35	566	0	0
9	Simhachalam	Ger	965.00 -6%	160	320*	238	358	0	0
10	Prague	Cze	778.50 -44%	69	586	0	218*	0	0

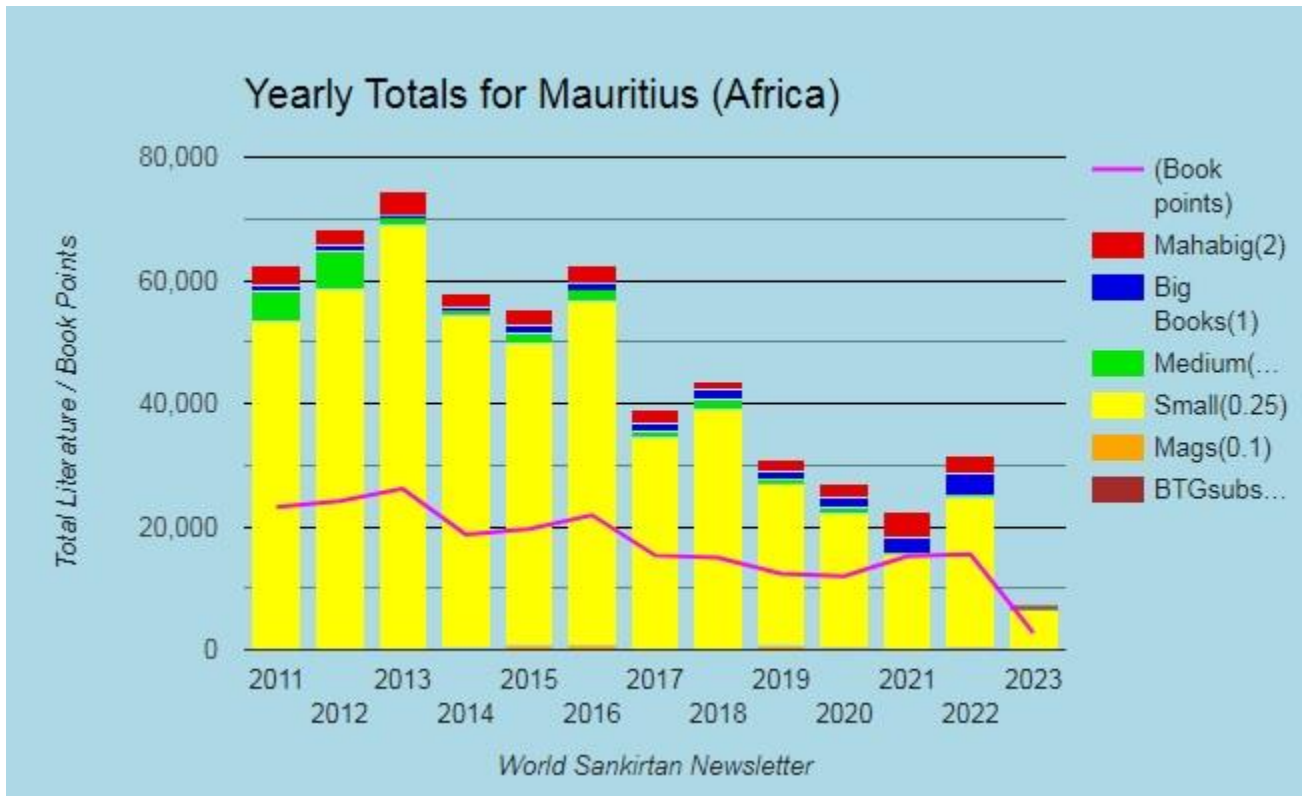
TOP TEN SMALL TEMPLES (6-20 devotees)

1	Surat	Ind	9131.55 -48%	3324	41*	151	653	21	70
2	Sankirtan Dham TST	Ita	7814.50* +151%	1733*	0	8157*	90*	0	0
3	Moscow-Gita Nagari	Rus	6867.00 na	1661	421	403	9674	0	18
4	Berdsk	Rus	4969.75 na	526	675	4824	3323	0	0
5	Bharuch	Ind	4952.75 -1%	2060	55*	2	515	0	18
6	Kurmagram	Ind	3795.75 -5%	1290	15	0	51*	0	42
7	Ypsilanti	USA	3391.00* +66%	824*	1264*	0	1916*	0	0
8	Alachua	USA	3294.50 na	769	346	1009	1432	420	6
9	Cueramaro	Mex	2460.00 -10%	144	1813*	248*	76	0	6
10	Tirunelveli	Ind	2315.80* +10%	603*	12	35	2006*	5428*	1

TOP TEN MAHA-SMALL TEMPLES (1-5 devotees)

1	Baltimore	USA	1312.00	na	600	57	0	220	0	0
2	Reunion Island	Fra	898.50*	+221%	250*	3	14*	42*	0	11
3	Sofia	Bul	875.00	-5%	177	323*	111*	570	0	0
4	Porto Alegre	Bra	856.95	-1%	10	790*	0	3	462	0
5	Genova	Ita	495.50	-1%	91	0	543	14	0	0
6	Bologna	Ita	369.00*	+147%	167*	0	70	0	0	0
7	Nuernberg	Ger	319.50	-12%	79	63*	66*	108	0	0
8	Brahmapur	Ind	154.00*	+3%	60*	0	21*	70	60*	0
9	Kishinev	Mol	139.00	na	17	0	177	66	0	0
10	Heidelberg	Ger	91.75*	+201%	20*	1	8*	21*	0	1

**** Page 4 ****



World Sankirtan Newsletter
TOP TEN TEMPLES BY CONTINENT
February 2023

			%	M-Big	Big	Medium	Small	BTGs	Full
			Points	Change	Books	Books	Books	Mags	Sets

TOP TEN TEMPLES - ASIA

1	Mayapur	Ind	55800.50	-11%	15140	1566	11340	28730	2300	482
2	Mumbai-Juhu	Ind	53917.50	+126%	20842	1551	2684	19290	0	132
3	Vrindavan	Ind	35307.50	+14%	5305	12069	0	49866	0	27
4	Pune	Ind	24037.60	na	10586	466	378	4856	113	30
5	Mumbai-Chowpatty	Ind	10380.80	na	3907	395	878	2430	891	23
6	Tirupati	Ind	9344.55	+112%	4031	853	81	1545	28	0
7	Surat	Ind	9131.55	+4%	3324	41	151	653	21	70
8	Ujjain	Ind	6436.50	na	2341	472	479	2516	0	24
9	Bhopal	Ind	5717.75	+44%	2505	111	206	535	0	10
10	Bharuch	Ind	4952.75	+99%	2060	55	2	515	0	18

TOP TEN TEMPLES - NORTH AMERICA

1	Silicon Valley (ISV)	USA	17098.25	+73%	7637	646	684	144	0	151
2	Los Angeles	USA	13181.00	+300%	3120	4548	2432	3553	1500	0
3	Ypsilanti	USA	3391.00	+231%	824	1264	0	1916	0	0
4	Alachua	USA	3294.50	na	769	346	1009	1432	420	6
5	Atlanta	USA	1494.25	+129%	394	175	208	125	0	16
6	Baltimore	USA	1312.00	na	600	57	0	220	0	0
7	Houston	USA	1062.50	+35%	325	244	16	426	0	2
8	Rupanuga Vedic Colle	USA	914.65	+151%	242	264	39	307	14	1
9	Philadelphia	USA	728.85	-62%	294	53	8	23	17	5
10	San Diego	USA	682.25	+122%	194	158	192	161	0	0

TOP TEN TEMPLES - CIS

1	Moscow-Gita Nagari	Rus	6867.00	na	1661	421	403	9674	0	18
2	Berdsk	Rus	4969.75	na	526	675	4824	3323	0	0
3	St. Petersburg	Rus	3787.25	na	1262	398	352	2685	0	1
4	Moscow	Rus	2203.25	na	630	423	274	1173	0	3
5	Minsk	Bel	1372.75	+539%	525	175	97	397	0	0
6	Perm	Rus	1252.00	+108%	432	229	35	566	0	0
7	Cheboksari	Rus	1073.00	na	464	33	79	290	0	0
8	Sochi	Rus	1070.75	na	147	189	266	1819	0	0
9	Kiev	Ukr	1045.75	+118%	305	162	1	1093	0	0
10	Ufa New Vraja Mand	Rus	1002.75	na	305	104	156	771	0	1

TOP TEN TEMPLES - EUROPE

1	Sankirtan Dham TST	Ita	7814.50	+402%	1733	0	8157	90	0	0
2	Prabhupada Bhavan-	Cze	1999.00	na	171	1582	0	300	0	0
3	Milan	Ita	1957.25	+133%	445	0	1357	445	0	1
4	New Mayapur	Fra	1343.80	+60%	331	12	145	646	519	0
5	Munich	Ger	1231.75	+293%	282	329	13	141	0	0
6	Simhachalam	Ger	965.00	+88%	160	320	238	358	0	0
7	Budapest	Hun	904.05	+82%	316	152	0	313	418	0
8	Reunion Island	Fra	898.50	+541%	250	3	14	42	0	11
9	Sofia	Bul	875.00	+91%	177	323	111	570	0	0
10	Zurich	Swi	867.50	+61%	203	300	209	73	0	1

TOP TEN TEMPLES - LATIN AMERICA

1	Cueramaro	Mex	2460.00	+80%	144	1813	248	76	0	6
2	Buenos Aires	Arg	1494.25	+65%	138	931	328	349	0	1
3	Santiago	Chi	998.50	+65%	64	805	0	262	0	0
4	Porto Alegre	Bra	856.95	+97%	10	790	0	3	462	0
5	Florianoopolis	Bra	682.35	+82%	15	496	0	489	341	0
6	Curitiba	Bra	536.90	+27%	6	451	1	70	559	0
7	Itajai	Bra	307.65	+38%	19	233	0	29	294	0
8	San Jose	Cos	292.50	na	61	52	14	14	0	5
9	Mexico City	Mex	190.00	na	0	100	100	160	0	0
10	Montevideo	Uru	15.50	-55%	2	2	1	36	0	0

TOP TEN TEMPLES - AFRICA

1	Phoenix (MA)	Mau	1479.95	+999%	170	18	107	4271	7	0
2	Triolet	Mau	688.50	na	229	50	86	550	0	0
3	Nairobi	Ken	393.45	+115%	60	7	80	761	2	1
4	Durban	Sou	254.75	+87%	49	30	9	417	0	1
5	Sandton	Sou	202.85	+927%	1	149	57	31	156	0
6	Bloemfontein	Sou	107.50	na	0	0	0	430	0	0
7	Pietermaritzburg	Sou	57.00	na	26	0	0	20	0	0
8	Abeokuta	Nig	43.25	na	4	20	10	25	40	0
9	Midrand	Sou	22.50	na	1	4	2	12	125	0
10	Gaborone	Bot	19.00	na	1	0	0	68	0	0

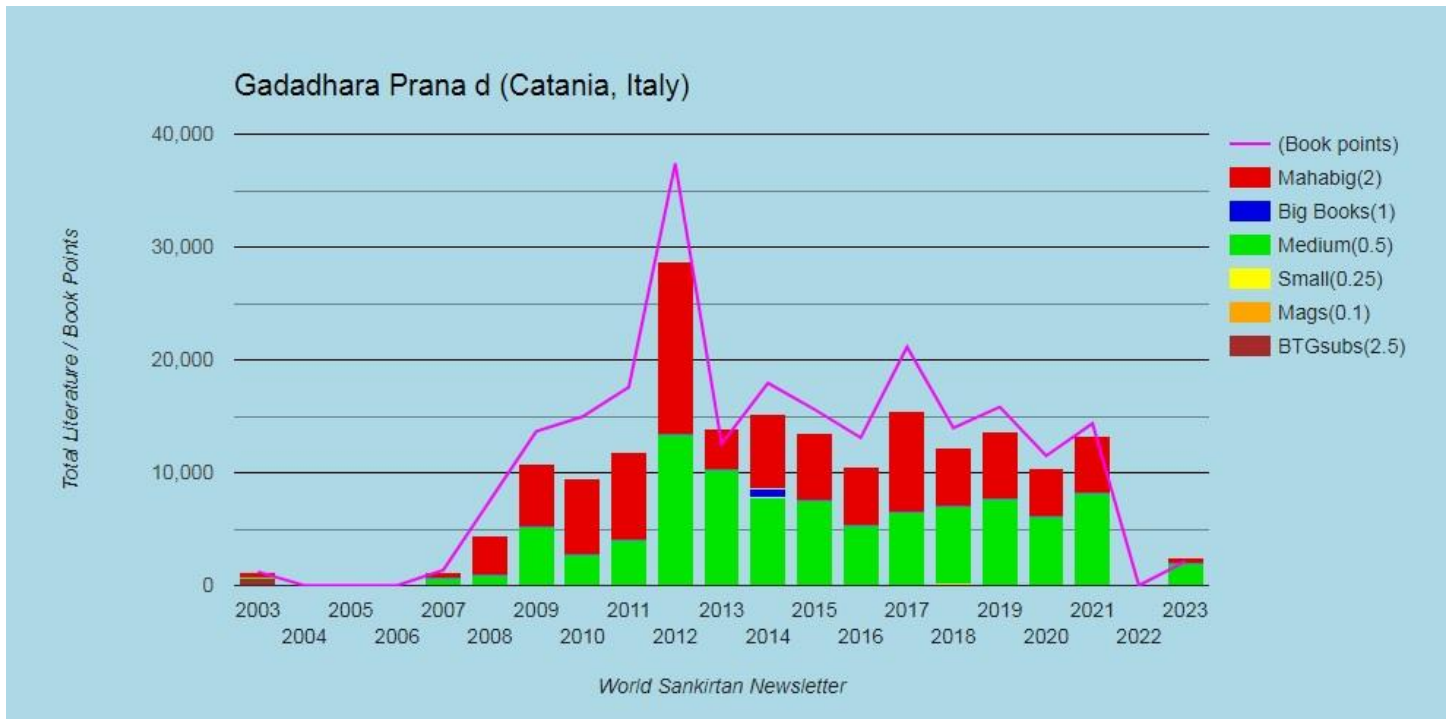
TOP TEN TEMPLES - AUSTRALASIA

1	Auckland Loft	New	595.00	+1%	166	143	68	344	0	0
2	Wellington	New	138.00	-30%	42	16	43	66	0	0
3	Hamilton	New	51.25	na	8	0	42	57	0	0

World Sankirtan Newsletter
WEEKEND WARRIORS, SPECIAL TEAMS, SPONSORED BOOKS ETC
February 2023

Individuals			Points	% Change	M-Big Books	Big Books	Medium Books	Small Books	BTGs Mags	Full Sets
1 Sitaram d	Mum	Ind	17200.25	-14%	7668	390	62	5197	0	7
2 Parijat dd	Mum	Ind	12883.50	na	5360	2	1	4	0	60
3 Varadraj d	Pun	Ind	10734.25	na	5334	30	20	105	0	0
4 Kamalapati d	May	Ind	8612.00	+84%	2081	139	152	5924	0	139
5 HH Jayapataka Sw	May	Ind	7492.00	-22%	2714	46	1313	3862	0	17
6 HH Bhakti Vijay	May	Ind	6337.75	+55%	1513	0	1313	2197	0	61
7 Cakravarti d	Mum	Ind	4858.25	na	1998	109	554	897	0	7
8 Radha Krsna d	Mum	Ind	3213.50	+10%	791	117	199	476	0	36
9 Prematma Gourang	May	Ind	1708.75	na	487	0	0	59	0	40

(%) Change compared to monthly average (*) New record for this year



World Sankirtan Newsletter

TOP 50 INDIVIDUALS

February 2023

Individuals				Points	% Change	M-Big Books	Big Books	Medium Books	Small Books	BTGs Mags	Full Sets
1	Harish Candra d	Mum	Ind	4377.25*	+3%	1513	388*	1150*	1193*	0	3
2	Paramesvara d	Yps	USA	3391.00*	+66%	824*	1264*	0	1916*	0	0
3	Bhrgupati d	LA	USA	3057.00	-21%	1038	680*	593	18	0	0
4	Gokul Ranjan d	Mum	Ind	3022.75	na	1268	218	19	317	0	6
5	Sabda Brahma d	May	Ind	2574.00*	+42%	767*	174*	473*	214	0	16
6	Bhagavat Katha d	Pun	Ind	2545.25	na	983	28	59	1223	0	6
7	Hemagiri d	Mum	Ind	2273.25	-5%	796	188*	347	991*	0	2
8	Jay Brajeswar d	May	Ind	2265.00	na	586	2	0	44	0	49
9	Gadadhara Prana	Cat	Ita	2141.00	na	571	0	1872	21	0	0
10	Kamal Nayan Gaur	Mum	Ind	2138.50	-18%	418	4	207	4780*	0	0
11	Sukhamay Bishamb	May	Ind	2076.50*	+7%	670	318*	586*	70	0	3
12	Prema Sankirtan	LA	USA	2067.75*	+52%	542*	587*	576*	92*	0	0
13	Nitai Lila d	Cat	Ita	2054.50	na	393	0	2267	45	0	0
14	Yoga Nrisimha d	May	Ind	2050.25*	+2%	490	161*	789	1483*	0	8
15	Kripanidhi d	May	Ind	2035.00	-6%	619	137	830	188	0	11
16	Satish Sherkar	Pun	Ind	2006.00	na	1003	0	0	0	0	0
17	Prema Bhaktiprak	May	Ind	2005.50	-48%	118	43*	2020	2578*	0	2
18	Ananta Acharya d	May	Ind	1891.75*	+1%	219*	56*	1323	2225	0	8
19	Keshav d	Ujj	Ind	1869.25	na	925	5	23	11	0	0
20	Subikram Baladev	May	Ind	1737.50	-55%	734	2	11	184	0	12
21	Vrajasundara d	Cat	Ita	1657.00	na	265	0	2242	2	0	0
22	Subal Gour d	May	Ind	1373.00	-3%	404	9*	0	352*	0	26
23	Sacinandan Bhagw	Pun	Ind	1342.75	na	590	19	14	403	0	1
24	Vamsi Mohan d	Pun	Ind	1275.25	na	543	100	34	289	0	0
25	Paramatma Krsna	Mun	Ger	1231.75*	+96%	282*	329*	13	141*	0	0
26	Bk Luca	San	Ita	1186.50	na	273	0	1149	22	0	0
27	Krishna Katha d	Pun	Ind	1143.00	na	356	50	175	1030	0	1
28	Sacitanoy d	LA	USA	1080.50	-12%	141	594	291	24*	0	0
29	Bhaktiman Gadadh	May	Ind	1059.50*	+125%	448*	0	7*	64	0	5
30	Aniruddha d	Ujj	Ind	946.75	na	206	1	12	743	0	20
31	Venudhari Krishn	Pun	Ind	923.75	na	300	180	20	535	0	0
32	Sri Gaur Bhakta	Pun	Ind	915.50	na	346	1	1	24	0	6
33	Divyanga d	Ala	USA	868.00	na	233	160	270	400	70	0
34	Gauranga Pran d	Pun	Ind	814.35	na	297	48	32	383	113	1
35	Sitanath d	Ujj	Ind	784.75	na	241	87	152	271	0	3
36	Jay Gauranga d	Mil	Ita	679.75*	+6%	256	0	135*	65	0	1
37	Bk Keir	LA	USA	673.75	-20%	190	226*	64	143	0	0
38	Pavana Radha dd	Reu	Fra	624.75*	+290%	167*	0	3	5*	0	8
39	Bhagavat Ashraya	Mum	Ind	586.00	na	218	30	10	460	0	0
40	Ananda Kirtan d	LA	USA	578.50	-45%	186	155*	58	90	0	0
41	Krsna Nama d	Ujj	Ind	570.00	na	178	62	94	420	0	0
42	Amrit Krishna d	Ujj	Ind	569.75	na	208	127	7	93	0	1

43	Akhanda Liladhar	Mum	Ind	564.00	na	48	28	0	1760	0	0
44	Sacisuta d	Min	Bel	539.50*	+933%	239*	57	5	8*	0	0
45	Sacipriya Nitai	May	Ind	535.00*	+21%	114*	80*	240	356*	0	1
46	Gauranga Hari d	Cat	Ita	498.50	na	174	0	301	0	0	0
47	Vedasara d	Sim	Ger	497.00	-20%	131	102	74	138	0	0
48	Supriya Sita dd	May	Ind	487.50*	+52%	148	0	0	46	0	10
49	Param Gati d	Pun	Ind	484.00	na	235	0	0	56	0	0
50	Bk Fabio	Por	Bra	460.15	-29%	10*	401	0	3	384	0

(%)Change compared
to monthly average

(*)New record
for this year

World Sankirtan Newsletter

ARABIC BOOK DISTRIBUTORS

February 2023

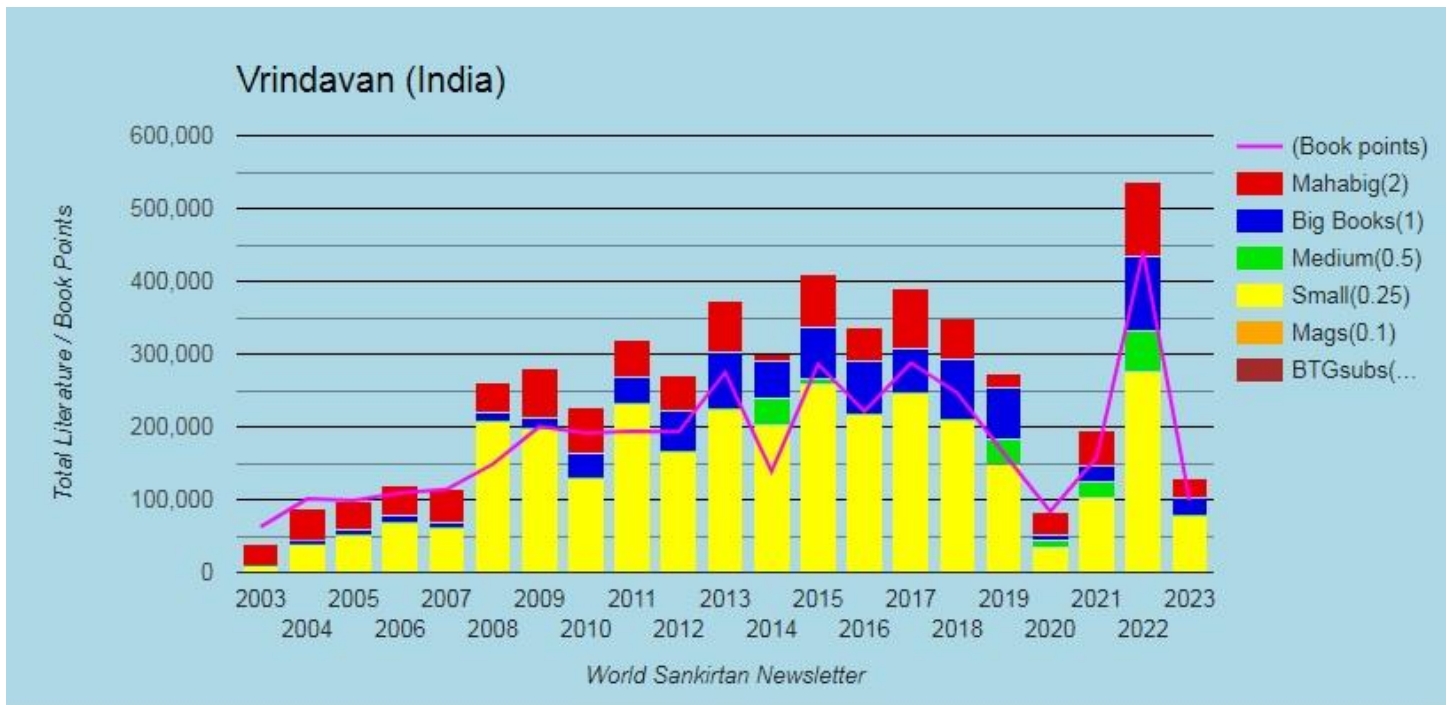
Special Promotion Arabic Mahabig books 6 pts, Arabic Small books 3 pts

Individuals	Points	Arabic M-Big	Arab Big	Arabic Medium	Arabic Small	Arab Mags
1 Paramatma Krsna	Mun Ger 324.00	0	0	0	108	0
2 Bk Nagarjuna	Mil Ita 165.00	3	0	0	49	0
3 Nitai Lila d	Cat Ita 135.00	0	0	0	45	0
4 Lilamrita dd	Col Ger 117.00	2	0	0	35	0
5 Prema Sankirtan	LA USA 105.00	7	0	0	21	0
6 Vedasara d	Sim Ger 72.00	3	0	0	18	0
7 Sacitanoy d	LA USA 66.00	5	0	0	12*	0
8 Bk Luca	San Ita 66.00	0	0	0	22	0
9 Gadadhara Prana	Cat Ita 63.00	0	0	0	21	0
10 Jay Gauranga d	Mil Ita 54.00	1	0	0	16	0
11 Ajita Gaurangi	Nue Ger 42.00	0	0	0	14	0
12 Jivaprana d	Par Fra 39.00	0	0	0	13*	0
13 Kathamrita dd	Mil Ita 33.00	0	0	0	11	0
14 Rsi Kumar d	Rup USA 30.00	0	0	0	10	0
15 Munindra Gana d	Sim Ger 21.00	0	0	0	7	0
16 Thakur Haridas d	Sim Ger 21.00	0	0	0	7	0
17 Sanjaya d	Sim Ger 18.00	0	0	0	6	0
18 Nitai Gaurasunda	Nor Fra 12.00	2	0	0	0	0
19 Bk Paul	Ber Ger 9.00	0	0	0	3	0
20 Vrajasundara d	Cat Ita 6.00	0	0	0	2	0
21 Advitya Baladeva	Gol Ger 6.00	0	0	0	2	0
22 Bn Sofia	Par Fra 6.00	0	0	0	2	0
23 Madhava Caitanya	Mil Ita 6.00	0	0	0	2	0
24 Krishna Candra d	Hei Ger 6.00	0	0	0	2	0
25 Bk Franz	Vie Aus 6.00	0	0	0	2	0
26 Mahateja d	Mil Ita 6.00	0	0	0	2	0
27 Nitai Caran d	New Fra 3.00	0	0	0	1	0
28 Vrajajana d	Vie Aus 3.00	0	0	0	1	0
29 Bk Fred	Rup USA 3.00	0	0	0	1	0
30 Bk Gio	Rup USA 3.00	0	0	0	1*	0

World Sankirtan Newsletter
 ALL COUNTRIES
 February 2023

Country (Temples)	Points	% Change	M-Big Books	Big Books	Medium Books	Small Books	BTGs Mags	Full Sets
1 India (30)	236594.30	-22%	77529	18444	16739	121302	10135	888
2 United States (17)	45521.25	-30%	14936	7968	5553	10273	2061	184
3 Italy (8)	11498.25	+999%	2696	0	10811	549	0	1
4 GermanyAustria (14)	3910.00	+48%	773	939	715	1049	0	6
5 Russia, CIS (12)	3818.75	+55%	1139	355	218	1427	0	26
6 France (8)	2838.20	+22%	766	16	226	886	713	13
7 Czech Republic (3)	2789.50	-17%	244	2172	0	518	0	0
8 Mexico (2)	2650.00	-52%	144	1913	348	236	0	6
9 Ukraine, CIS (5)	2636.25	na	662	447	128	3205	0	0
10 Brazil (5)	2384.85	+5%	50	1971	1	591	1656	0
11 Mauritius (2)	2168.45	+999%	399	68	193	4821	7	0
12 Argentina	1494.25	-43%	138	931	328	349	0	1
13 Bulgaria (2)	1451.00	-51%	379	445	171	650	0	0
14 Belarus, CIS	1372.75	+43%	525	175	97	397	0	0
15 Hungary (2)	1165.25	+26%	403	152	42	463	705	0
16 Chile	998.50	+137%	64	805	0	262	0	0
17 Switzerland	867.50	+36%	203	300	209	73	0	1
18 Lithuania (2)	789.00	+1%	207	154	44	796	0	0
19 New Zealand (3)	784.25	-72%	216	159	153	467	0	0
20 Slovenia	747.25	+10%	261	22	77	659	0	0
21 South Africa (6)	646.80	-23%	77	183	68	916	288	1
22 Kenya	393.45	+147%	60	7	80	761	2	1
23 Canada	387.75	-78%	126	9	24	171	0	3
24 Croatia	382.00	na	86	64	7	570	0	0
25 Costa Rica	292.50	na	61	52	14	14	0	5
26 Moldova, CIS (2)	140.25	na	17	0	177	71	0	0
27 Turkey	88.25	+38%	22	13	43	39	0	0
28 Slovakia	72.00	-62%	6	60	0	0	0	0
29 Nigeria (2)	57.00	-78%	4	25	10	60	40	0
30 Romania (2)	47.25	-48%	8	0	0	125	0	0
31 Botswana	19.00	na	1	0	0	68	0	0
32 Uruguay	15.50	-93%	2	2	1	36	0	0
33 Bosnia	10.00	-86%	0	5	0	20	0	0

(%) Change compared
 to Feb last year



World Sankirtan Newsletter
 ALL TEMPLES
 February 2023

Temples (size)		Points	% Change	M-Big Books	Big Books	Medium Books	Small Books	BTGs Mags	Full Sets	
1	Mayapur (L)	Ind	55800.50	-56%	15140	1566	11340	28730*	2300	482
2	Mumbai-Juhu (L)	Ind	53917.50*	+13%	20842	1551*	2684*	19290*	0	132
3	Vrindavan (L)	Ind	35307.50	-43%	5305	12069*	0	49866*	0	27
4	Pune (L)	Ind	24037.60	na	10586	466	378	4856	113	30
5	Silicon Valley(ISV)	USA	17098.25	-13%	7637*	646	684	144	0	151
6	Los Angeles (L)	USA	13181.00*	+100%	3120*	4548*	2432*	3553	1500*	0
7	Mumbai-Chowpatty (Ind	10380.80	na	3907	395	878	2430	891	23
8	Tirupati (L)	Ind	9344.55*	+6%	4031*	853*	81	1545	28	0
9	Surat (S)	Ind	9131.55	-48%	3324	41*	151	653	21	70
10	Sankirtan Dham TST	Ita	7814.50*	+151%	1733*	0	8157*	90*	0	0
11	Moscow-Gita Nagari	Rus	6867.00	na	1661	421	403	9674	0	18
12	Ujjain (L)	Ind	6436.50	na	2341	472	479	2516	0	24
13	Bhopal (M)	Ind	5717.75	-28%	2505	111	206*	535	0	10
14	Berdsk (S)	Rus	4969.75	na	526	675	4824	3323	0	0
15	Bharuch (S)	Ind	4952.75	-1%	2060	55*	2	515	0	18
16	Kurmagram (S)	Ind	3795.75	-5%	1290	15	0	51*	0	42
17	St. Petersburg (L)	Rus	3787.25	na	1262	398	352	2685	0	1
18	Ypsilanti (S)	USA	3391.00*	+66%	824*	1264*	0	1916*	0	0
19	Alachua (S)	USA	3294.50	na	769	346	1009	1432	420	6
20	Baroda (M)	Ind	2878.00*	+59%	1098*	134*	68	1048*	0	7
21	Cueramaro (S)	Mex	2460.00	-10%	144	1813*	248*	76	0	6

22	Tirunelveli (S)	Ind	2315.80*	+10%	603*	12	35	2006*	5428*	1
23	Moscow (L)	Rus	2203.25	na	630	423	274	1173	0	3
24	Prabhupada Bhavan-	Cze	1999.00	na	171	1582	0	300	0	0
25	Milan (M)	Ita	1957.25*	+16%	445	0	1357*	445	0	1
26	Padayatra Orrisa (Ind	1794.00	-71%	733	72	0	880	0	2
27	Salem (M)	Ind	1503.75*	+3%	455*	31	84*	975	98*	7
28	Atlanta (S)	USA	1494.25*	+15%	394	175	208	125*	0	16
29	Buenos Aires (M)	Arg	1494.25	-18%	138*	931	328*	349*	0	1
30	Phoenix(MA) (S)	Mau	1479.95*	+835%	170*	18*	107*	4271*	7	0
31	Minsk (M)	Bel	1372.75*	+220%	525*	175*	97*	397*	0	0
32	New Mayapur (M)	Fra	1343.80	-20%	331	12	145	646	519*	0
33	Padayatra Andhra P	Ind	1335.00*	+230%	570*	50	0	500*	200*	0
34	Baltimore (MS)	USA	1312.00	na	600	57	0	220	0	0
35	Perm (M)	Rus	1252.00*	+4%	432*	229*	35	566	0	0
36	Munich (S)	Ger	1231.75*	+96%	282*	329*	13	141*	0	0
37	Padayatra Maharast	Ind	1126.50	-57%	444	66*	0	690	0	0
38	Cheboksari (S)	Rus	1073.00	na	464	33	79	290	0	0
39	Sochi (S)	Rus	1070.75	na	147	189	266	1819	0	0
40	Houston (S)	USA	1062.50	-33%	325	244	16	426	0	2
41	Kiev (L)	Ukr	1045.75*	+9%	305*	162	1	1093*	0	0
42	Ufa New Vraja Mand	Rus	1002.75	na	305	104	156	771	0	1
43	Santiago (S)	Chi	998.50	-17%	64*	805	0	262	0	0
44	Kharkov (S)	Ukr	992.50*	+4%	203	276*	100*	1042*	0	0
45	Kazan (S)	Rus	977.00	na	222	56	277	1354	0	0
46	Simhachalam (M)	Ger	965.00	-6%	160	320*	238	358	0	0
47	RupanugaVedicColle	USA	914.65*	+25%	242	264*	39	307*	14*	1
48	Budapest (L)	Hun	904.05	-9%	316	152*	0	313*	418	0
49	Reunion Island (MS	Fra	898.50*	+221%	250*	3	14*	42*	0	11
50	Sofia (MS)	Bul	875.00	-5%	177	323*	111*	570	0	0
51	Zurich (S)	Swi	867.50	-20%	203	300	209	73	0	1
52	Porto Alegre (MS)	Bra	856.95	-1%	10	790*	0	3	462	0
53	Chelyabinsk (S)	Rus	788.50	na	203	177	57	708	0	0
54	Padayatra India (S	Ind	784.25	na	209	71	0	1181	0	0
55	Panihati (S)	Ind	782.25	-4%	146	151*	53*	595*	920*	2
56	Prague (M)	Cze	778.50	-44%	69	586	0	218*	0	0
57	Patiala (S)	Ind	766.50*	+233%	337*	55*	21	92*	40	0
58	Trivandrum (S)	Ind	763.00	-74%	299	12	38	392	0	2
59	Ekaterinburg (M)	Rus	753.75*	+13%	256*	85	37	553	0	0
60	Ljubljana (S)	Slo	747.25*	+16%	261*	22	77*	659	0	0
61	Philadelphia (M)	USA	728.85	-81%	294	53*	8	23	17	5
62	Krasnoyarsk (S)	Rus	716.50	na	116	66	162	1350	0	0
63	Kapurthala (S)	Ind	692.00*	+199%	232*	35*	0	52*	0	6
64	Triolet (S)	Mau	688.50	na	229	50	86	550	0	0
65	Florianoapolis (S)	Bra	682.35	-9%	15	496	0	489*	341	0
66	San Diego (M)	USA	682.25*	+11%	194	158*	192*	161*	0	0
67	Samara (M)	Rus	646.50	na	193	62	91	612	0	0
68	Austin (S)	USA	626.75	na	212	94	131	173	0	0
69	Vilnius (S)	Lit	596.50	-18%	189*	148	29	224	0	0
70	Auckland Loft (S)	New	595.00	-49%	166	143	68	344	0	0
71	Novorosiysk (S)	Rus	584.00	na	164	69	176	252	0	1

72	Cologne (Gauradesh)	Ger	583.00	-25%	108	75	142	168	0	2
73	Emona (S)	Bul	576.00*	+225%	202*	122*	60*	80	0	0
74	Chita (S)	Rus	564.50	na	96	63	369	500	0	0
75	Curitiba (M)	Bra	536.90	-37%	6	451	1	70	559	0
76	New York Queens (S)	USA	518.50	-5%	121*	0	553*	0	0	0
77	Genova (MS)	Ita	495.50	-1%	91	0	543	14	0	0
78	Denver (M)	USA	448.50	-62%	75	86	55	740	0	0
79	New Orleans (S)	USA	435.00	-20%	52*	26	200	820	0	0
80	Nairobi (S)	Ken	393.45*	+7%	60	7	80*	761*	2	1
81	Brampton (S)	Can	387.75	-58%	126	9	24	171	0	3
82	Zagreb (S)	Cro	382.00	-44%	86	64	7*	570	0	0
83	Padayatra Tamilnad	Ind	373.00*	+463%	182*	0	2	32*	0	0
84	Bologna (MS)	Ita	369.00*	+147%	167*	0	70	0	0	0
85	Villa Vrndavana (L)	Ita	355.00*	+41%	152*	0	102	0	0	0
86	Habarovsk (S)	Rus	344.50	na	110	25	53	292	0	0
87	Navsari (S)	Ind	322.50	-66%	119	30	33	132*	12*	0
88	Nuernberg (MS)	Ger	319.50	-12%	79	63*	66*	108	0	0
89	Khunti (S)	Ind	316.00	-49%	150	3	18*	16	0	0
90	Itajai (S)	Bra	307.65	-31%	19*	233	0	29*	294	0
91	San Jose (M)	Cos	292.50	na	61	52	14	14	0	5
92	Barnaul (S)	Rus	283.50	na	67	2	39	296	0	2
93	Ivanovo (S)	Rus	281.50	-45%	82*	35	130	70	0	0
94	Dnepropetrovsk (S)	Ukr	265.00	na	70	0	0	500	0	0
95	New Vrajadham-Hung	Hun	261.20*	+240%	87*	0	42*	150*	287*	0
96	Nancy (S)	Fra	257.45	-20%	83	0	19	113	177	1
97	Durban (L)	Sou	254.75	-7%	49	30*	9	417*	0	1
98	Tucson (S)	USA	244.00*	+37%	71*	3	5	26	0	3
99	Odessa (S)	Ukr	242.00	na	39	8	27	570	0	0
100	Paris Yoga Lyrics	Fra	240.20*	+35%	67	1	44*	84*	17	0
101	Goloka Dhama (S)	Ger	238.75	-24%	37*	36	77	51	0	2
102	Siktivkar (S)	Rus	238.50	na	67	41	32	190	0	0
103	Rome (S)	Ita	236.50*	+82%	12*	0	425*	0	0	0
104	Prabhupada Desh (M)	Ita	232.50	-22%	77	0	157	0	0	0
105	Sandton (S)	Sou	202.85*	+414%	1	149*	57*	31*	156	0
106	Kaunas (S)	Lit	192.50	-45%	18	6	15	572*	0	0
107	Naberezhni Chelhi (Rus	191.50	na	66	18	23	120	0	0
108	Mexico City (M)	Mex	190.00	na	0	100	100	160	0	0
109	Tambov (S)	Rus	180.75	na	59	14	33	129	0	0
110	Vienna (S)	Aus	164.50	-37%	49	23	45	51	0	0
111	Rajpura (S)	Ind	160.00	na	68	0	0	96	0	0
112	Brahmapur (MS)	Ind	154.00*	+3%	60*	0	21*	70	60*	0
113	Kishinev (MS)	Mol	139.00	na	17	0	177	66	0	0
114	Wellington (S)	New	138.00	-65%	42	16	43	66	0	0
115	Ulan-Ude (S)	Rus	130.50	na	46	0	2	150	0	0
116	Cherepovets (S)	Rus	128.00	na	39	4	23	138	0	0
117	Bloemfontein (S)	Sou	107.50	na	0	0	0	430	0	0
118	Firozpur (S)	Ind	103.50	na	43	0	9	52	0	0
119	Velikiy Novgorod (Rus	98.50	na	44	0	9	24	0	0
120	Heidelberg (MS)	Ger	91.75*	+201%	20*	1	8*	21*	0	1
121	Chernigov (MS)	Ukr	91.00	na	45	1	0	0	0	0

122	Istanbul (S)	Tur	88.25	-41%	22	13	43	39*	0	0
123	Miami (S)	USA	87.75	-10%	6	4	19*	205*	110*	0
124	Lipezk (S)	Rus	77.25	na	19	0	9	139	0	0
125	Hamburg (S)	Ger	77.00*	+670%	19*	1*	0	8	0	1
126	Berlin (S)	Ger	72.75*	+5%	2	29	41*	44*	0	0
127	Bhaktiloka (MS)	Slo	72.00*	+50%	6	60*	0	0	0	0
128	Lagenthal (S)	Ger	67.00*	+91%	4	37*	23*	42*	0	0
129	Gorno-Altaysk (S)	Rus	65.25	na	14	11	10	85	0	0
130	Bad Oyenhausen (S)	Ger	57.75	-4%	7*	20*	40	15	0	0
131	Belgorod (S)	Rus	57.00	na	16	4	4	76	0	0
132	Pietermaritzburg (S)	Sou	57.00	na	26	0	0	20	0	0
133	Normandy (MS)	Fra	52.00	-60%	12	0	4	0	0	1
134	Hamilton (S)	New	51.25	na	8	0	42	57	0	0
135	Arhangelsk (S)	Rus	49.00	na	14	2	16	44	0	0
136	Uhta (S)	Rus	46.50	na	11	8	10	46	0	0
137	Abeokuta (S)	Nig	43.25	na	4	20	10	25	40	0
138	Terni (S)	Ita	38.00*	+36%	19*	0	0	0	0	0
139	Severodvinsk (S)	Rus	36.25	na	10	4	6	37	0	0
140	Suksun (S)	Rus	36.00	na	0	0	5	134	0	0
141	Magnitogorsk (S)	Rus	32.50	-51%	1	3*	5*	100*	0	0
142	Frankfurt (S)	Ger	32.25*	+4%	6*	3	17*	35*	0	0
143	Ulyanovsk (S)	Rus	30.50	na	11	1	0	30	0	0
144	Tours (MS)	Fra	30.25*	+612%	15*	0	0	1	0	0
145	Timisoara (S)	Rom	28.25	-39%	3*	0	0	89	0	0
146	Volgograd (S)	Rus	23.00	na	11	0	0	4	0	0
147	Kurgan (S)	Rus	23.00*	+254%	8*	3	6*	4	0	0
148	Rybinsk (S)	Rus	23.00	na	8	2	0	20	0	0
149	Midrand (S)	Sou	22.50	na	1	4	2	12	125	0
150	Murmansk (S)	Rus	20.00	na	10	0	0	0	0	0
151	Saransk (S)	Rus	20.00	na	0	20	0	0	0	0
152	Gaborone (S)	Bot	19.00	na	1	0	0	68	0	0
153	Bucharest (S)	Rom	19.00*	+204%	5*	0	0	36*	0	0
154	Montevideo (MS)	Uru	15.50	-78%	2	2	1	36	0	0
155	Bryansk (S)	Rus	14.00	na	5	0	3	10	0	0
156	Benin (M)	Nig	13.75	na	0	5	0	35	0	0
157	Paris (S)	Fra	12.00*	+140%	6*	0	0	0	0	0
158	Krsnuv Dvur (M)	Cze	12.00	na	4	4	0	0	0	0
159	Kotlas (S)	Rus	11.00	na	3	0	4	12	0	0
160	Kolomna (S)	Rus	10.75	na	2	3	4	7	0	0
161	Sarajevo (S)	Bos	10.00	-64%	0	5	0	20	0	0
162	Leipzig (S)	Ger	5.25	-50%	0	2*	5*	3	0	0
163	Dijon (MS)	Fra	4.00	na	2	0	0	0	0	0
164	Liebenau (S)	Ger	3.75	-78%	0	0	0	4*	0	0
165	East London(SA) (S)	Sou	2.20	-20%	0	0	0	6*	7	0
166	Usinsk (S)	Rus	2.00	na	0	0	0	8	0	0
167	Majhiaon (S)	Ind	2.00	-96%	1	0	0	0	0	0
168	Vorkuta (S)	Rus	1.50	na	0	0	3	0	0	0
169	Krsna West Orlando	USA	1.50	-81%	0	0	2	2	0	0
170	Tiraspol (S)	Mol	1.25	-91%	0	0	0	5*	0	0
171	New Gokula-Brazil	Bra	1.00*	0%	0	1*	0	0	0	0

World Sankirtan Newsletter
 PRABHUPADA DIKSA DISCIPLES
 February 2023

Prabhupada Disciples					%	M-Big	Big	Medium	Small	BTGs	Full
					Change	Books	Books	Books	Books	Mags	Sets
1 HH Jayapataka Sw	May	Ind	7492.00	-22%	2714	46	1313	3862	0	17	
2 Bhrgupati d	LA	USA	3057.00	-21%	1038	680*	593	18	0	0	
3 Kripanidhi d	May	Ind	2035.00	-6%	619	137	830	188	0	11	
4 Divyanga d	Ala	USA	868.00	na	233	160	270	400	70	0	
5 Nidra dd	Den	USA	272.25	-47%	75	77	55	71	0	0	
6 Adi Karta d (Gai	Ala	USA	156.50	na	47	30	40	50	0	0	
7 Tadi d	LA	USA	76.75*	+84%	10*	8	50*	95*	0	0	
8 HH Janananda Gos	New	Fra	5.60	-96%	1	1	3	4	1	0	
9 Nartaka Gopal dd	Mia	USA	4.50*	+18%	0	0	9	0	0	0	

(%) Change compared to monthly average

(*) New record for this year

11 African Temples - Book Points for February, 2023



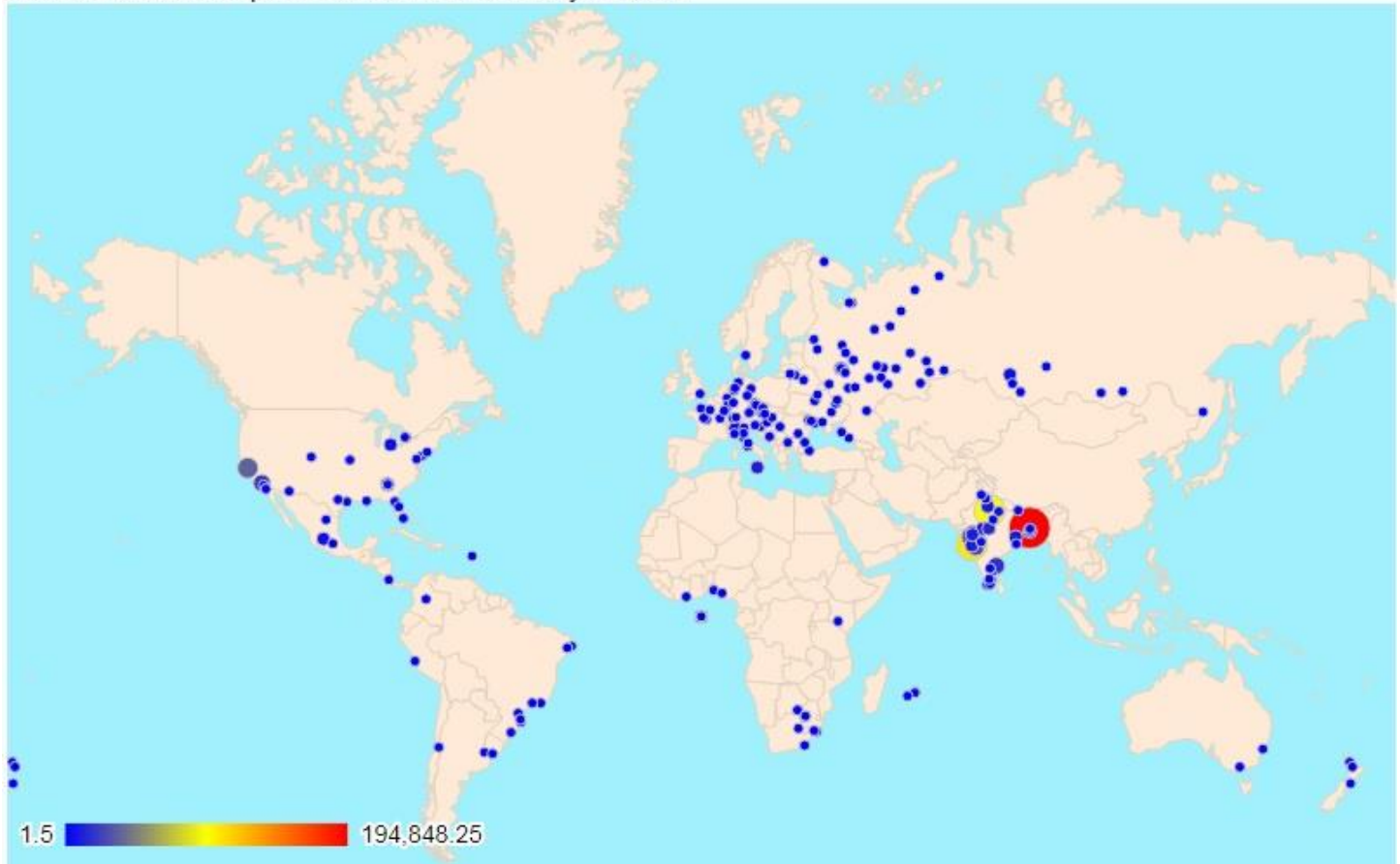
Yellow marker: Better than last year, Yellow circle: At least 10% better, Yellow star: Doubled it!, Blue marker: Less than last year

World Sankirtan Newsletter
 TOP TEN COUNTRIES (CUMULATIVE)
 January thru February, 2023

Country (Temples)	Points	% Change	M-Big Books	Big Books	Medium Books	Small Books	BTGs Mags	Full Sets
1 India (38)	578675.00	-14%	219625	37369	37009	215042	53879	1976
2 United States (19)	96775.70	-20%	29769	19606	16995	26932	2708	317
3 Russia, CIS (43)	32169.50	+138%	7963	3629	8721	30136	0	26
4 Italy (8)	17648.75	+999%	4370	0	16135	1111	0	4
5 GermanyAustria (15)	7545.25	+10%	1637	1950	1723	2618	0	16
6 Mexico (3)	5722.50	-46%	448	3811	632	1934	0	12
7 France (10)	5450.85	+38%	1704	69	950	2035	1057	27
8 Brazil (9)	5340.55	+12%	124	4402	4	1173	3953	0
9 Ukraine, CIS (6)	5043.25	+452%	1345	1037	422	4421	0	0
10 Czech Republic (3)	4183.75	-47%	443	3134	0	655	0	0

(%)Change compared to Jan-Feb 2022

204 Worldwide Temples - Book Points for the year 2023



World Sankirtan Newsletter
TOP 100 TEMPLES (CUMULATIVE)
January thru February, 2023

Temples (size)		Points (Months)	% Change	M-Big Books	Big Books	Medium Books	Small Books	BTGs Mags	Full Sets	
1	Mayapur (L)	Ind	181294.25(2)	+7%	67382	5259	27870	55737	25300	998
2	Mumbai-Juhu (Ind	101567.50(2)	+28%	42541	2048	4610	30458	0	276
3	Vrindavan (L)	Ind	97429.75(2)	na	27008	23895	0	77427	0	96
4	Silicon Valle	USA	36863.00(2)	+186%	13089	4451	7599	6537	0	192
5	Surat (S)	Ind	26636.35(2)	+19%	11782	61	433	2177	147	200
6	Pune (L)	Ind	24037.60(1)	+152%	10586	466	378	4856	113	30
7	Los Angeles (USA	19767.35(2)	+6%	4138	7244	4206	7302	1801	7
8	Tirupati (L)	Ind	18172.65(2)	-53%	7846	1442	172	3455	889	0
9	Bhopal (M)	Ind	13640.50(2)	+385%	6291	246	366	1078	0	20
10	Sankirtan Dha	Ita	10926.25(2)	na	2554	0	11084	115*	0	0
11	Atlanta Krish	USA	10914.75(1)	-70%	3399	3349	1498	75	0	50
12	Mumbai-Chowpa	Ind	10380.80(1)	+9%	3907	395	878	2430	891	23
13	Bharuch (S)	Ind	9933.50(2)	-18%	4374	95	32	1706	0	35
14	Kolkata Newto	Ind	8508.00(1)	na	3721	34	127	3874	0	8
15	Padayatra Orr	Ind	7949.25(2)	+113%	3216	834*	0	2589	0	15
16	Kurmagram (S)	Ind	7785.50(2)	na	3271	36	0	78	0	77
17	New Delhi(Pun	Ind	7632.50(1)	na	3300	0	390	3350	0	5
18	Moscow-Gita N	Rus	6867.00(2)	na	1661	421	403	9674	0	18
19	Ujjain (L)	Ind	6436.50(1)	na	2341	472	479	2516	0	24
20	Ypsilanti (S)	USA	5438.25(2)	-45%	1416	1908	0	2793	0	0
21	Cueramaro (S)	Mex	5190.50(2)	-34%	443	3549	432	1294	0	12
22	Berdsk (S)	Rus	4969.75(2)	na	526	675	4824	3323	0	0
23	Baroda (M)	Ind	4686.75(2)	+41%	1848	159	178	1963	0	10
24	Philadelphia	USA	4606.20(2)	na	2192	101	24	72	148	7
25	Tirunelveli (Ind	4414.05(2)	+25%	1146	50	112	3665	10638	4
26	Chandigarh (S	Ind	4291.25(1)	-32%	1613	265	188	2353	24	5
27	Madurai (S)	Ind	4134.40(1)	-13%	1308	6	18	2938	7689	8
28	Padayatra Utt	Ind	3973.50(1)	+184%	1712	184	0	1462	0	10
29	St. Petersbur	Rus	3787.25(2)	na	1262	398	352	2685	0	1
30	Padayatra Mah	Ind	3726.50(2)	+50%	1609	84	0	1698	0	3
31	Trivandrum (S	Ind	3692.00(2)	-41%	1068	30	77	734	3000	3
32	Milan (M)	Ita	3638.50(2)	na	931	0	2507	982*	0	1
33	Buenos Aires	Arg	3306.75(2)	-56%	178	2461	569	677	0	2
34	Alachua (S)	USA	3294.50(1)	-17%	769	346	1009	1432	420	6
35	New Mayapur (Fra	3021.05(2)	+35%	880	57	777	1491	589	7
36	Salem (M)	Ind	2968.75(2)	-8%	892	202	138	2447	196	26
37	Atlanta (S)	USA	2797.50(2)	+2%	880	351	467	228	0	25
38	Houston (S)	USA	2641.75(2)	+43%	845	573	38	1223	0	4
39	Perm (M)	Rus	2454.00(2)	-17%	745	447	106	1856	0	0
40	Santiago (S)	Chi	2207.00(2)	+253%	117	1839	0	536	0	0
41	Moscow (L)	Rus	2203.25(2)	na	630	423	274	1173	0	3
42	Prague (M)	Cze	2172.75(2)	-22%	268	1548	0	355	0	0

43	Kiev (L)	Ukr	2003.00(2)	na	552	483	5	1654	0	0
44	Prabhupada Bh	Cze	1999.00(1)	-51%	171	1582	0	300	0	0
45	Simhachalam (Ger	1991.50(2)	+24%	357	631	555	1010	0	0
46	Sydney-North	Aus	1969.20(1)	-41%	842	98	170	318	227	2
47	Kharkov (S)	Ukr	1948.00(2)	na	488	545	144	1420	0	0
48	Zurich (S)	Swi	1946.25(2)	+76%	509	633	439	148	0	3
49	Budapest (L)	Hun	1895.05(2)	+2%	687	288	0	577	888	0
50	Munich (S)	Ger	1859.00(2)	+87%	442	594	31	274	0	0
51	Minsk (M)	Bel	1802.25(2)	+45%	704	212	110	509	0	0
52	Sofia (MS)	Bul	1791.25(2)	-62%	440	524	171	1207	0	0
53	Auckland Loft	NZ	1770.50(2)	-50%	580	313	219	752	0	2
54	Padayatra And	Ind	1740.00(2)	na	730	50*	0	800	300*	0
55	Porto Alegre	Bra	1725.60(2)	+320%	24	1546	0	62	1161	0
56	Bhaktivedanta	Eng	1675.75(1)	-60%	550	111	770	319	0	1
57	RupanugaVedic	USA	1644.25(2)	-31%	487	413	112	523	15	4
58	Phoenix(MA) (Mau	1638.20(2)	na	223	27*	125*	4386*	62	0
59	Denver (M)	USA	1619.00(2)	+19%	467	216	124	1588	100	6
60	Panihati (S)	Ind	1596.25(2)	-43%	427	187	98	1017	1800	6
61	Floridianopolis	Bra	1433.55(2)	-50%	32	1090	0	803	788	0
62	Ekaterinburg	Rus	1420.25(2)	-40%	435	195	110	1201	0	0
63	Ljubljana (S)	Slo	1390.50(2)	+34%	460	77	124	1326	0	0
64	Curitiba (M)	Bra	1385.20(2)	+145%	31	1139	4	210	1297	0
65	Cologne(Gaura	Ger	1355.25(2)	+99%	322	225	380	469	0	8
66	Vilnius (S)	Lit	1325.25(2)	+15%	280	575	69*	623	0	0
67	Brampton (S)	Can	1318.50(2)	na	514	9	78	682	0	3
68	Baltimore (MS	USA	1312.00(1)	+183%	600	57	0	220	0	0
69	San Diego (M)	USA	1296.50(2)	-76%	400	250	338	310	0	0
70	Laguna Beach	USA	1296.35(1)	+21%	487	53	49	975	11	11
71	Navsari (S)	Ind	1273.75(2)	na	319	533*	83*	215	18	1
72	Reunion Islan	Fra	1178.75(2)	+803%	384	3	22	75	0	14
73	Cheboksari (S	Rus	1073.00(2)*	na	464*	33	79	290	0	0
74	Sochi (S)	Rus	1070.75(2)	na	147	189	266	1819	0	0
75	Zagreb (S)	Cro	1068.25(2)	na	233	270	14	1301	0	0
76	New York Quee	USA	1063.25(2)	na	153	50	773	1283	0	0
77	Ufa New Vraja	Rus	1002.75(2)	na	305	104	156	771	0	1
78	Patiala (S)	Ind	997.00(2)	na	439	67	21	132	85	2
79	Genova (MS)	Ita	994.50(2)	na	192	0	1137	14	0	1
80	New Orleans (USA	978.50(2)	+427%	73	111	587	1712	0	0
81	Kazan (S)	Rus	977.00(2)	na	222	56	277	1354	0	0
82	Khunti (S)	Ind	933.50(2)*	na	450*	3*	28*	66*	0	0
83	Kapurthala (S	Ind	923.75(2)	na	341	45	0	67	0	8
84	Ivanovo (S)	Rus	797.00(2)	na	125	85	716	416	0	0
85	Chelyabinsk (Rus	788.50(2)	na	203	177	57	708	0	0
86	Habibpur (S)	Ind	785.75(1)	na	362	2	35	37	330	5
87	Padayatra Ind	Ind	784.25(1)	-86%	209	71	0	1181	0	0
88	Nairobi (S)	Ken	759.60(2)	na	145	19	127	1400	11	4
89	Itajai (S)	Bra	754.85(2)	+11%	35	602	0	51	701	0
90	Emona (S)	Bul	753.00(2)	+239%	271	151	80	80	0	0
91	Krasnoyarsk (Rus	716.50(2)	na	116	66	162	1350	0	0
92	Triolet (S)	Mau	688.50(1)*	na	229*	50	86*	550	0	0

93	Nuernberg (MS)	Ger	683.25(2)	+110%	204	113	120	255	0	3
94	Samara (M)	Rus	646.50(2)	na	193	62	91	612	0	0
95	Austin (S)	USA	626.75(1)	-73%	212	94	131	173	0	0
96	Toronto (S)	Can	626.35(1)	-82%	257	41	82	121	1	5
97	Villa Vrndava	Ita	606.50(2)	na	233	0	281	0	0	1
98	Novorosiysk (Rus	584.00(2)	na	164	69	176	252	0	1
99	Nancy (S)	Fra	578.35(2)	-16%	200	1	52	281	451	2
100	Chita (S)	Rus	564.50(2)	na	96	63	369	500	0	0

(%)Change compared to Jan-Feb 2022

(*)Better than last year

World Sankirtan Newsletter
SPECIAL TEAMS BOOK DISTRIBUTION (CUMULATIVE)
January thru February, 2023

Individuals	Points (Months)	% Change	M-Big Books	Big Books	Medium Books	Small Books	BTGs Mags	Full Sets
1 Sitaram d Mum Ind	37264.25(2)	na	17592	391	153	5875	0	48
2 HH Jayapat May Ind	17103.25(2)	-6%	6504	98	3023	8359	0	22
3 Kamalapati May Ind	13300.50(2)	na	4033	318	331	7988	0	176
4 Parijat dd Mum Ind	12883.50(1)*	na	5360*	2	1	4	0	60
5 Varadraj d Pun Ind	10734.25(1)	na	5334	30	20	105*	0	0
6 HH Bhakti May Ind	10431.25(2)	na	2635	5	3056	6089	0	70
7 Balai Vraj May Ind	9507.50(1)	na	4260	500	500	950	0	30
8 Ratnanga A May Ind	7817.00(1)	na	3656	160	360	660	0	43
9 Amiya Vila May Ind	7484.25(1)	na	3695	67	0	109	0	8
10 Vinoyanand May Ind	6900.00(1)	na	3200	500	0	0	0	0
11 Radha Krsn Mum Ind	6131.75(2)	na	1982	278	608	1159	0	95
12 Sundar Cai Mum Ind	5394.00(1)	na	2697	0	0	0	0	2
13 Ranajayee May Ind	5098.25(1)	na	2526	6	65	31	0	57
14 Cakravarti Mum Ind	4858.25(1)	na	1998	109	554	897	0	7
15 Bhagavat A Mum Ind	3848.75(1)	na	1738	28	20	1339	0	26
16 Prematma G May Ind	1708.75(1)	na	487	0	0	59	0	40

(%)Change compared to Jan-Feb 2022

(*)Better than last year

World Sankirtan Newsletter
TOP 50 INDIVIDUALS (CUMULATIVE)
January thru February, 2023

Individuals	Points (Months)	% Change	M-Big Books	Big Books	Medium Books	Small Books	BTGs Mags	Full Sets
1 Harish Can Mum Ind	8621.00(2)	+54%	3349	522	1895	1454	0	10
2 Bhrgupati LA USA	6918.50(2)	+21%	2438	1334	1343	148	0	0
3 Prema Bhak May Ind	5851.50(2)	na	639	86	6469*	4724	0	8
4 Subikram B May Ind	5593.50(2)	+141%	2662	2	11	184	0	12
5 Paramesvar Yps USA	5438.25(2)	-44%	1416	1908	0	2793	0	0
6 Panchajany May Ind	4768.00(2)	+89%	2326	1	17	138	0	4
7 Kamal Naya Mum Ind	4739.00(2)	+180%	1131	4	448	8996	0	1
8 Hemagiri d Mum Ind	4670.00(2)	+37%	1729	344	695	1794	0	8
9 Sabda Brah May Ind	4382.00(2)	+107%	1444	330	941	470	0	24
10 Kripanidhi May Ind	4197.00(2)	na	1311	310	1775	718	0	15
11 Yoga Nrisi May Ind	4056.25(2)	+58%	1059	287	1847	2335	0	12
12 Sukhamay B May Ind	4019.50(2)*	na	1353*	606*	1113*	172*	0	5
13 Ananta Ach May Ind	3771.75(2)	+18%	406	57	3027	4837	0	12
14 Prema Sank LA USA	3429.50(2)	+45%	973	875	987	117	0	1
15 Sandhartha May Ind	3218.50(1)	na	1291	419	235	400	0	26
16 Rasesvar K May Ind	3060.00(1)	+34%	1480	100	0	0	0	25
17 Abhimanyu Atl USA	3041.75(1)	-23%	857	1099	456	3	0	1
18 Vrajnath d New Ind	3036.00(1)	na	1518	0	0	0	0	1
19 Gokul Ranj Mum Ind	3022.75(1)*	na	1268*	218*	19	317*	0	6
20 Jayananda May Ind	2853.50(1)	+164%	1423	0	0	30	0	0
21 Subal Gour May Ind	2784.00(2)	-22%	1095	10	1	462	0	28
22 Radha Vraj Mum Ind	2774.00(2)	+483%	1387	0	0	0	0	0
23 Bhagavat K Pun Ind	2545.25(1)	na	983	28	59	1223	0	6
24 Mahotsaha Atl USA	2346.50(1)	-73%	822	600	202	6	0	12
25 Sacitanoy LA USA	2309.25(2)	+25%	295	1354	608	33	0	0
26 Jay Brajes May Ind	2265.00(1)	na	586	2	0	44	0	49
27 Patit Uddh May Ind	2259.50(1)	-29%	1099	20	38	90	0	13
28 Rukmini Va May Ind	2160.50(1)	-2%	1025	50	104	34	0	17
29 Gadadhara Cat Ita	2141.00(1)	na	571	0	1872	21	0	0
30 Nitai Lila Cat Ita	2054.50(1)	na	393	0	2267	45	0	0
31 Satish She Pun Ind	2006.00(1)	na	1003	0	0	0	0	0
32 Keshav d Ujj Ind	1869.25(1)	na	925	5	23	11	0	0
33 Paramatma Mun Ger	1859.00(2)	+150%	442	594	31	274	0	0
34 Sulochan d May Ind	1801.00(2)	na	790	121*	1	110	0	6
35 Matsya d Atl USA	1683.00(1)	-53%	580	422	202	0	0	20
36 Vrajasunda Cat Ita	1657.00(1)	na	265	0	2242	2	0	0
37 Ananda Kir LA USA	1623.75(2)	+59%	605	231	188	355	0	5
38 Bhaktiman May Ind	1530.50(2)	+29%	672	1	8	150	0	9
39 Bk Keir LA USA	1518.50(2)	na	463	439	145	324	0	0
40 Tusta Ram May Ind	1353.75(1)	-81%	664	13	18	15	0	31
41 Sacinandan Pun Ind	1342.75(1)*	na	590*	19*	14	403*	0	1
42 Dhritihari May Ind	1336.00(1)	+48%	634	56	0	48	0	3

43	Jay Gauran Mil Ita	1323.75(2)	na	542	0	192	239	0	1
44	Gopal Bala May Ind	1317.25(2)	na	606	2	1	123	0	6
45	Bk Abhijit May Ind	1317.00(1)	na	623	22	79	38	0	7
46	Vamsi Moha Pun Ind	1275.25(1)	+139%	543	100	34	289	0	0
47	Bk Trace Atl USA	1265.00(1)	na	416	349	167	2	0	12
48	Bk Luca San Ita	1186.50(1)	na	273	0	1149	22	0	0
49	Krishna Ka Pun Ind	1143.00(1)*	na	356*	50*	175*	1030*	0	1
50	Vedasara d Sim Ger	1120.50(2)	na	306	237	186	468	0	0
			(%)Change compared to Jan-Feb 2022				(*)Better than last year		

FAIR PLAY RULES

1997 GBC Resolution #103: That the score system for the Sankirtan Newsletter is changed to include the following for individual distribution:

1. The category "Regular"

- (a) to count only literature which is actually sold for some profit (ideally double BBT price) and given into the hands of the receivers personally.
- (b) literature distributed by accepting post dated checks shall only be counted when at least the BBT price has been received.

2. The new category "Subsidized" for the following methods of distribution for individuals:

- (a) devotees working in teams of two or more and recording their group effort as one score.
- (b) subsidized books which are sold for BBT price or less.
- (c) sponsored books which are given to people who can value them (i.e. VIPs, libraries, schools, prisons, etc.).

Those individuals who are doing these types of subsidized distribution must specify it when reporting scores to the newsletter. Temple and Country scores stay the same. There is no need to report temple scores in two categories.

3. Free distribution

Free distribution by individuals and temples who give out literature free of cost shall not be counted in the newsletter (except as provided for in "Subsidized" above).

Note: Individuals distributing an unusually large number of books will automatically be put in the Special Teams Unlimited (Subsidized) category unless they explain why they belong in the Regular category.

The Regular category in the Sankirtan Newsletter is for devotees who approach people one-on-one and personally give them books, getting at least the book cost from each person.

The Team category (or Special Teams Unlimited category) is for everything else, including corporate book distribution, sponsored books, donated books, books sold below BBT cost, groups of two or more devotees, special temple programs, and devotees getting extra help in any other way which other devotees do not have equal access to and which makes it unfair to be included in the Regular category.

95% of all books must be purchased from your local BBT (2004 GBC Res #411).

Thank you for making the Sankirtan Newsletter more useful, meaningful, fair and transparent.